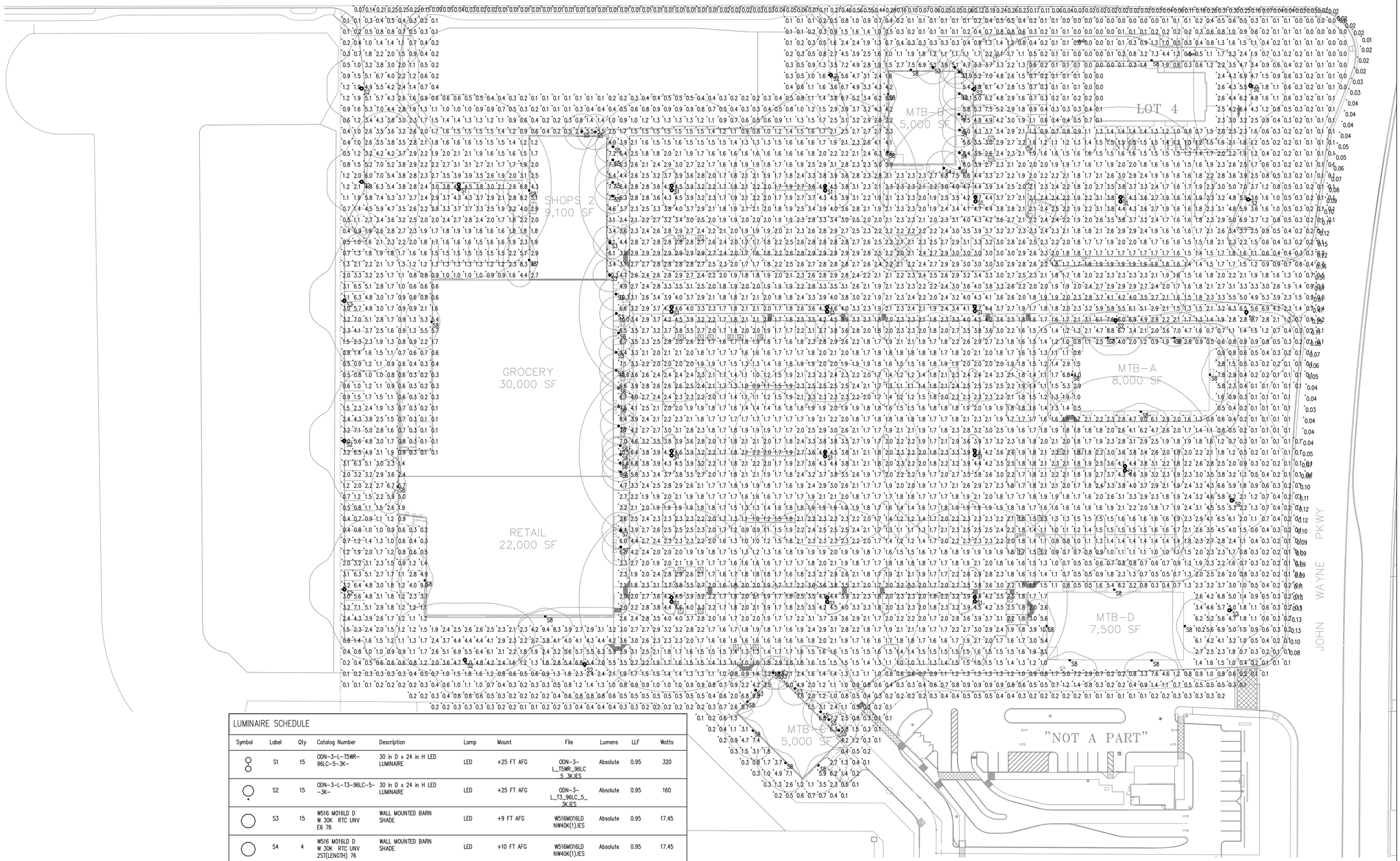

LUMINAIRE SCHEDULE

Symbol	Label	Qty	Catalog Number	Description	Lamp	Mount	File	Lumens	LLF	Watts
	S1	15	ODN-3-L-T5WR-96LC-5-3K-	30 in D x 24 in H LED LUMINAIRE	LED	+25 FT AFG	ODN-3-L_T5WR_96LC_5_3K.IES	Absolute	0.95	320
	S2	15	ODN-3-L-T3-96LC-5--3K-	30 in D x 24 in H LED LUMINAIRE	LED	+25 FT AFG	ODN-3-L_T3_96LC_5_3K.IES	Absolute	0.95	160
	S3	15	W516 M016LD D W 30K RTC UNV E6 76	WALL MOUNTED BARN SHADE	LED	+9 FT AFG	W516M016LD NW40K(1).IES	Absolute	0.95	17.45
	S4	4	W516 M016LD D W 30K RTC UNV 2ST(LENGTH) 76	WALL MOUNTED BARN SHADE	LED	+10 FT AFG	W516M016LD NW40K(1).IES	Absolute	0.95	17.45
	S8	24	WST LED P2 30K VW MVOLT	WST LED, Performance package 2, 3000 K, visual comfort wide, MVOLT	LED	+14 FT AFG	WST_LED_P2_30K_VW_MVOLT.ies	Absolute	0.95	25
	S5	9	W516 M016LD D W 30K RTC UNV 2ST(LENGTH) 76	WALL MOUNTED BARN SHADE	LED	+11 FT AFG	W516M016LD NW40K(1).IES	Absolute	0.95	17.45
	S6	8	W516 M016LD D W 30K RTC UNV 2ST(LENGTH) 76	WALL MOUNTED BARN SHADE	LED	+12.5 FT AFG	W516M016LD NW40K(1).IES	Absolute	0.95	17.45
	S7	2	W516 M016LD D W 30K RTC UNV 2ST(LENGTH) 76	WALL MOUNTED BARN SHADE	LED	+13 FT AFG	W516M016LD NW40K(1).IES	Absolute	0.95	17.45

STATISTICS

Description	Symbol	Avg	Max	Min	Max/Min	Avg/Min
Edge of Sidewalk Towards Street	+	0.10 fc	0.61 fc	0.01 fc	61.0:1	10.0:1
Overall Site	+	2.0 fc	12.8 fc	0.0 fc	N / A	N / A

1 SITE PHOTOMETRIC PLAN
SCALE: 1" = 40'-0"

THIS DRAWING IS PROVIDED AS AN INSTRUMENT OF SERVICE BY ARIZONA PINNACLE ENGINEERING, LLC. AND/OR ITS CONSULTANT, AND IS INTENDED FOR USE ON THIS PROJECT ONLY. THIS DRAWING REMAINS THE PROPERTY OF ARIZONA PINNACLE ENGINEERING, LLC. AND SHALL BE RETURNED TO THEM UPON COMPLETION OF THE CONSTRUCTION WORK. PURSUANT TO THE ARCHITECTURAL WORK'S COPYRIGHT ACT OF 1990, ALL DRAWINGS, SPECIFICATIONS, IDEAS AND DESIGNS, INCLUDING THE OVERALL FORM, ARRANGEMENT AND COMPOSITION OF SPACES AND ELEMENTS APPEARING HEREIN CONSTITUTE THE ORIGINAL COPYRIGHTED WORK OF ARIZONA PINNACLE ENGINEERING, LLC. AND/OR ITS CONSULTANT. ANY REPRODUCTION, USE OR DISCLOSURE OF INFORMATION CONTAINED HEREIN WITHOUT PRIOR WRITTEN CONSENT FROM ARIZONA PINNACLE ENGINEERING, LLC. IS STRICTLY PROHIBITED. COPYRIGHT 2019, ARIZONA PINNACLE ENGINEERING, LLC.

20 0 20 40 80 FT

SPS+ ARCHITECTS
SPS+ ARCHITECTS LLP
SCOTTSDALE, AZ 85258
TEL: 480.991.0800
FAX: 480.991.2623
spsplusarchitects.com

MARICOPA RETAIL

EDISON RD & JOHN WAYNE PARKWAY
MARICOPA, ARIZONA
SITE PHOTOMETRIC PLAN

THIS DRAWING IS AN INSTRUMENT OF SERVICE & IS THE PROPERTY OF SPS+ARCHITECTS LLP & MAY NOT BE REPRODUCED OR REPRODUCTIONS HEREOF USED WITHOUT WRITTEN PERMISSION.

REVISIONS		
MARK	DATE	DESCRIPTION

REVIEWED BY: ES
DRAWN BY: TL

Registered Professional Engineer (Electrical) CERTIFICATE NO. 43764 EUDJEN SAVU Date Signed 09/03/19 ARIZONA, U.S.A.

ORIGINAL ISSUE DATE: 7/3/2019

JOB No: 1923

SHEET:

E1.0

SEQUENCE #: _____

ARIZONA PINNACLE ENGINEERING
ARIZONA PINNACLE ENGINEERING, LLC
Mechanical & Electrical Consulting Engineers
2222 W. Pinnacle Peak Road, Suite 290
Phone: (623) 594-9049
AZPE Job # 19119
Phoenix, AZ 85027
Fax: (623) 594-9072

Performance Data

Lumen Ambient Temperature (LAT) Multipliers

Use these factors to determine relative lumen output for average ambient temperatures from 0-40°C (32-104°F).

Ambient		Lumen Multiplier
0°C	32°F	1.03
10°C	50°F	1.02
20°C	68°F	1.01
25°C	**77°F**	**1.00**
30°C	86°F	0.99
40°C	104°F	0.98

Projected LED Lumen Maintenance

Values calculated according to IESNA TM-21-11 methodology and valid up to 40°C.

Operating Hours	0	25,000	50,000	100,000
Lumen Maintenance Factor	1.0	>0.95	>0.92	>0.87

Electrical Load

Performance package	System Watts	Current (A) 120	208	240	277	347	480
P1	11	0.1	0.06	0.05	0.04	—	—
	14	—	—	—	—	0.04	0.03
P1 D5	14	0.12	0.07	0.06	0.06	—	—
P2	25	0.21	0.13	0.11	0.1	—	—
	30	—	—	—	—	0.09	0.06
P2 D5	25	0.21	0.13	0.11	0.1	—	—
P3	50	0.42	0.24	0.21	0.19	—	—
	56	—	—	—	—	0.16	0.12
P3 D5	52	0.43	0.26	0.21	0.21	—	—

Motion Sensor Default Settings

Option	Dimmed State	High Level (when triggered)	Photocell Operation	Ramp-up Time	Dwell Time	Ramp-down Time
*PIR or PIRH	3V (37%) Output	10V (100%) Output	Enabled @ 5FC	3 sec	5 min	5 min
PIR1FCFV or PIRH1FCFV	3V (37%) Output	10V (100%) Output	Enabled @ 1FC	3 sec	5 min	5 min

*For use with site wide Dusk to Dawn control

PER Table

Control	PER (5 wire)	PER5 (5 wire)		PER7 (7 wire)	
		Wire 4/Wire5		Wire 4/Wire5	Wire 6/Wire7
Photocontrol Only (On/Off)	✓	▲ Wired to dimming leads on driver	▲	Wired to dimming leads on driver	Wires Capped inside fixture
ROAM	⊘	✓ Wired to dimming leads on driver	▲	Wired to dimming leads on driver	Wires Capped inside fixture
ROAM with Motion	⊘	▲ Wired to dimming leads on driver	▲	Wired to dimming leads on driver	Wires Capped inside fixture
Futuregrow!*	⊘	▲ Wired to dimming leads on driver	✓	Wired to dimming leads on driver	Wires Capped inside fixture
Futuregrow!* with Motion	⊘	▲ Wired to dimming leads on driver	✓	Wired to dimming leads on driver	Wires Capped inside fixture

✓ Recommended
⊘ Will not work
▲ Alternate

*Futuregrow! means: Ability to change controls in the future.

Lumen Output

Lumen values are from photometric tests performed in accordance with IESNA LM-79-08. Data is considered to be representative of the configurations shown, within the tolerances allowed by Lighting Facts.

Performance Package	System Watts (WVOLT)	Dist. Type	27K (2700K, 70CRI) Lumens	B	U	G	LPW	30K (3000K, 70CRI) Lumens	B	U	G	LPW	40K (4000K, 70CRI) Lumens	B	U	G	LPW	50K (5000K, 70CRI) Lumens	B	U	G	LPW
P1	12W	VR	1,494	0	0	0	125	1,529	0	0	0	127	1,639	0	0	0	137	1,639	0	0	0	137
		VW	1,515	0	0	0	126	1,548	0	0	0	129	1,659	0	0	0	138	1,660	0	0	0	138
P2	25W	VR	3,163	1	0	1	127	3,237	1	0	1	129	3,469	1	0	1	139	3,468	1	0	1	139
		VW	3,201	1	0	0	128	3,276	1	0	0	131	3,512	1	0	0	140	3,512	1	0	0	140
P3	50W	VR	6,025	1	0	1	121	6,165	1	0	1	123	6,609	1	0	1	132	6,607	1	0	1	132
		VW	6,098	1	0	1	122	6,240	1	0	1	125	6,689	1	0	1	134	6,691	1	0	1	134

© 2011-2019 Acuity Brands Lighting, Inc. All rights reserved.

Photometric Diagrams

To see complete photometric reports or download .ies files for this product, visit Lithonia Lighting's WST LED homepage.

Isofootcandle plots for the WST LED P3 40K VF and VW. Distances are in units of mounting height (10').

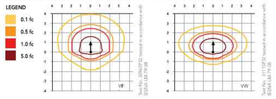

Distribution overlay comparison to 175W metal halide.

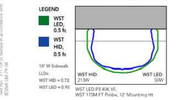

FEATURES & SPECIFICATIONS

INTENDED USE
The classic architectural shape of the WST LED was designed for applications such as hospitals, schools, malls, restaurants, and commercial buildings. The long life LEDs and driver make this luminaire nearly maintenance-free.

CONSTRUCTION
The single-piece die-cast aluminum housing integrates secondary heat sinks to optimize thermal transfer from the internal light engine heat sinks and promote long life. The driver is mounted in direct contact with the casting for a low operating temperature and long life. The die-cast door frame is fully gasketed with a one-piece solid silicone gasket to keep out moisture and dust, providing an IP65 rating for the luminaire.

FINISH
Exterior parts are protected by a zinc-infused Super Durable TGIC thermoset powder coat finish that provides superior resistance to corrosion and weathering. A tightly controlled multi-stage process ensures a minimum 3 mils thickness for a finish that can withstand extreme climate changes without cracking or peeling. Standard Super Durable colors include dark bronze, black, natural aluminum, sandstone and white. Available in textured and non-textured finishes.

OPTICS
Well crafted reflector optics allow the light engine to be recessed within the luminaire, providing visual comfort, superior distribution, uniformity, and spacing in wall-mount applications. The WST LED has zero uplight and qualifies as a Nighttime Friendly™ product, meaning it is consistent with the LEEDᵖˡˢ and Green Globes™ criteria for eliminating wasteful uplight.

ELECTRICAL
Light engine(s) consist of 98 high-efficacy LEDs mounted to a metal core circuit board and integral aluminum heat sinks to maximize heat dissipation and promote long life (100,000 hrs at 40°C, L87). Class 2 electronic driver has a power factor >90%, THD <20%. Easily-serviceable surge protection device meets a minimum Category B (per ANSI/IEEE C62.41.2).

INSTALLATION
A universal mounting plate with integral mounting support arms allows the fixture to hinge down for easy access while making wiring connections.

LISTINGS
CSA certified to U.S. and Canadian standards. Luminaire is IP65 rated. PIR and back box options are rated for wet location. Rated for -30°C to 40°C ambient.

DesignLights Consortium® (DLC) Premium qualified product. Not all versions of this product may be DLC Premium qualified. Please check the DLC Qualified Products List (www.designlights.org/QPL) to confirm which versions are qualified.

WARRANTY
5-year limited warranty. Complete warranty terms located at:
www.acuitybrands.com/resources/terms-and-conditions

Note: Actual performance may differ as a result of end-user environment and application. All values are design or typical values, measured under laboratory conditions at 25 °C. Specifications subject to change without notice.

© 2011-2019 Acuity Brands Lighting, Inc. All rights reserved.

WST LED
Architectural Wall Sconce

Catalog Number	WST LED P2 30K VW MVOLT
Notes	
Type	S8

Fill this table as you move over the page to see all interactive elements.

Capable Luminaire

This item is A+ capable luminaire, which has been designed and tested to provide consistent color appearance and system-level interoperability.

- All configurations of this luminaire meet the Acuity Brands' specification for chromatic consistency
- This luminaire is A+ Certified when ordered with DTL® controls marked by a shaded background. DTL DLL equipped luminaires meet the A+ specification for luminaire to photocontrol interoperability1
- This luminaire is part of an A+ Certified solution for ROAM® or XPoint™ Wireless control networks, providing out-of-the-box control compatibility with simple commissioning, when ordered with drivers and control options marked by a shaded background

To learn more about A+, visit www.acuitybrands.com/aplus.

See ordering tree for details.

A+ Certified Solutions for ROAM require the order of one ROAM node per luminaire. Sold Separately: Link to Roam; Link to DTL DLL

Specifications

Luminaire

Height: 8-1/2" (21.59 cm)
Width: 17" (43.18 cm)
Depth: 10-3/16" (25.9 cm)
Weight: 20 lbs (9.1 kg)

Optional Back Box (PBBW)

Height: 8.49" (21.56 cm)
Width: 17.01" (43.21 cm)
Depth: 1.70" (4.32 cm)

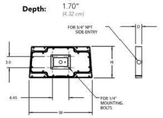

Optional Back Box (BBW)

Height: 6" (10.2 cm)
Width: 5-1/2" (14.0 cm)
Depth: 1-1/2" (3.8 cm)

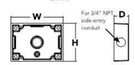

© 2011-2019 Acuity Brands Lighting, Inc. All rights reserved.

A+ Capable options indicated by this color background.

Ordering Information

~~EXAMPLE: WST LED P1 40K VF MVOLT DDBTXD~~

WST LED	P2	30K	VW			
Series	**Performance Package**	**Color temperature**	**Distribution**	**Voltage**		**Mounting**
WST LED	~~P1 1,500 Lumen package~~	~~27K 2700 K~~	~~VF Visual comfort forward throw~~	MVOLT[1]	277[7]	**Shipped included**
	P2 3,000 Lumen package	30K 3000 K	VW Visual comfort wide	120[7]	347[7]	(blank) Surface-mounting bracket
	~~P3 6,000 Lumen package~~	~~40K 4000 K~~		208[7]	480[7]	**Shipped separately**
		~~50K 5000 K~~		240[7]		BBW Surface-mounted back box[6]
						PBBW Premium surface-mounted back box[6]

Options

NLTAIRZ PIR	nLIGHT AIR Wireless enabled motion/ambient sensor for 8'-15' mounting heights[3,9]
NLTAIRZ PIRH	nLIGHT AIR Wireless enabled motion/ambient sensor for 15'-30' mounting heights[3,9]
PE	Photoelectric cell, button type[8]
PER	NEMA twist-lock receptacle only (controls ordered separate)[8]
PER5	Five-wire receptacle only (controls ordered separate)[8]
PER7	Seven-wire receptacle only (controls ordered separate)[8]
PIR	Motion/Ambient Light Sensor, 8-15' mounting height[9,11]
PIR1FCFV	Motion/ambient sensor, 8-15' mounting height, ambient sensor enabled at 1fc[9,11]
PIRH	180° motion/ambient light sensor, 15-30' mounting height[9,11]
PIRH1FCFV	Motion/ambient sensor, 15-30' mounting height, ambient sensor enabled at 1fc[9,11]
SF	Single fuse (120, 277, 347V)[7]
DF	Double fuse (208, 240, 480V)[7]
DS	Dual switching[5]
E7WH	Emergency battery backup, Non CEC compliant (7W)[12]
E7WC	Emergency battery backup, CA Title 20 Noncompliant (cold, 7W)[12,13]
E7WHR	Remote emergency battery backup, CA Title 20 Noncompliant (remote 7W)[12,13]
E20WH	Emergency battery pack 18W constant power, Certified in CA Title 20 MAEDBS[12]
E20WC	Emergency battery pack -20°C, 18W constant power, Certified in CA Title 20 MAEDBS[12,13]
E20WHR	Remote emergency battery backup, CA Title 20 Noncompliant (remote 20W)[12,13,15]
LCE	Left side conduit entry[8]
RCE	Right side conduit entry[8]

Shipped separately

BBPW	Retrofit back plate[6]
VG	Vandal guard[15]
WG	Wire guard[15]

Finish (required)

DDBXD	Dark bronze
DBLXD	Black
DNAXD	Natural aluminum
DWHXD	White
DSSXD	Sandstone
DDBTXD	Textured dark bronze
DBLBXD	Textured black
DNATXD	Textured natural aluminum
DWHGXD	Textured white
DSSTXD	Textured sandstone

Accessories

Ordered and shipped separately.

WSTHSBBW DDBXD U	Premium surface-mounted back box
WSBBW DDBTXD U	Surface-mounted back box
RBPW DDBXD U	Retrofit back plate

NOTES

1 MVOLT driver operates on any line voltage from 120-277V (50/60 Hz).
2 Single fuse (SF) requires 120V, 277V or 347V. Double fuse (DF) requires 208V, 240V or 480V.
3 Also available as a separate accessory; see accessories information.
4 Top conduit entry standard.
5 Not available with VG or WG. See PER Table.
6 Reference Motion Sensor table.
7 Need to specify 120, 208, 240 or 277 voltage.
8 Photocell ordered and shipped as a separate line item from Acuity Brands Controls. Shorting Cap included.
9 Not available with Emergency options, PE or PER options.
10 Not available with 347/480V.
11 Battery pack rated for -20° to 40°C.
12 Comes with PBBW.
13 Warranty period is 3 years.
14 Not available with BBW.
15 Must order with fixture; not an accessory.

Emergency Battery Operation

The emergency battery backup is integral to the luminaire — no external housing required! This design provides reliable emergency operation while maintaining the aesthetics of the product.

All emergency backup configurations include an independent secondary driver with an integral relay to immediately detect AC power loss, meeting interpretations of NFPA 70/NEC 2008 - 700.16.

The emergency battery will power the luminaire for a minimum duration of 90 minutes (maximum duration of three hours) from the time supply power is lost, per International Building Code Section 1006 and NFPA 101 Life Safety Code Section 7.9. provided luminaires are mounted at an appropriate height and illuminate an open space with no major obstructions.

The examples below show illuminance of 1 fc average and 0.1 fc minimum of the P1 power package and VF distribution product in emergency mode.

10' x 10' Gridlines
8' and 12' Mounting Height

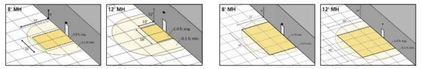

WST LED P1 27K VF MVOLT E7WH

WST LED P2 40K VF MVOLT E20WH

© 2011-2019 Acuity Brands Lighting, Inc. All rights reserved.

ODEN LED Specifications

Photometric Optical Summary

Not all optics are available on all fixtures. Check ordering chart for availability.

EPA Data

Fixture	Fixture Only	Fixture with VA1-10-5-1	2 Fixtures with VA1-10-5-2E	Fixture with VA-10-1-1	2 Fixtures with VA-10-1-2
ODN-1	1.2	2.2	4.1	3.5	5.4
ODN-2	2.0	3.9	6.6	4.0	8.3
ODN-3	2.5	4.3	8.0	5.8	9.8

Dimensions

Size 1		Size 2		Size 3	
Width:	ODN-1 20"	**Width:**	ODN-2 25"	**Width:**	ODN-3 30"
Height:	ODN-1 19.5"	**Height:**	ODN-2 22.5"	**Height:**	ODN-3 24"
Weight:	40 LBS	**Weight:**	53 LBS	**Weight:**	74 LBS

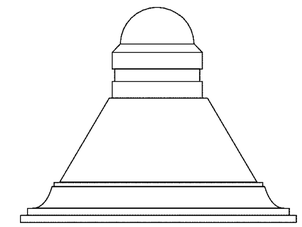

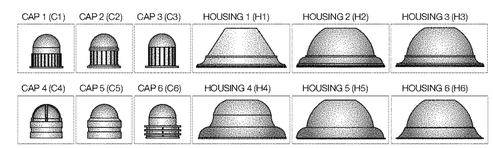

VISIONAIRE LIGHTING

ODEN LED Specifications

Project Name:

Catalog Number:

Type:
S1, VISIONAIRE LIGHTING: ODN–3–L–T5WR–96LC–5–3K
S2, VISIONAIRE LIGHTING: ODN–3–L–T3–96LC–5–3K

With six interchangeable caps and spun shade styles, the Oden - LED offers architects, designers and engineers endless possibilities for a custom fixture to fit their unique application.

The Oden - LED Arrays high-quality, durable construction makes it an ideal fixture for any application.

Ordering Information

MODEL	OPTICS	LEDs	CURRENT	KELVIN	VOLTAGE	MOUNTING	FINISH	CAP/SHADE	OPTIONS
ODN-1-L	T1 T2 T3 T4 T5 T5W	16LC 32LC 48LC	3 350mA 5 500mA 7 700mA	3K 3000K 4K 4000K 5K 5000K	UNV 120-277V 8 347V 5 480V	YM Yoke Mount *Ships over 2"(50) tenon + 4" tall with special threaded mounting plate. AM Arm Mount Size 1 AML Arm Mount Large Size 2 & 3 See decorative arm section for arm & wall mount options. Decorative arm required for AM & AML	BZ Bronze WB Weathered Brown BK Black SBK Smooth Black WH White SWH Smooth White GP Graphite GY Gray SL Silver Metallic FG Forest Green VD Verdigris CC Custom Color	C1 C2 C3 C4 C5 C6 — H1 H2 H3 H4 H5 H6	PC-120 Extra Tough Polycarbonate PC-208 Extra Tough Polycarbonate PC-240 Extra Tough Polycarbonate PC-277 Extra Tough Polycarbonate WSC-8 Wire Shade Cage 9 Wire shade cage WSC-20 Wire Shade Cage 20 Wire shade cage WSC-40 Wire Shade Cage 21-40 Wire shade cage DIM 0-10V Dimming Driver VWC Visionaire Wireless Control IR-R Forward Throw Diffuser IR-B Rotated Throw Diffuser IR-Q Full Wide Throw Diffuser CLS Cutoff Louver Shield
ODN-2-L		32LC 48LC 64LC 80LC 96LC							
ODN-3-L		96LC 128LC							

VISIONAIRE LIGHTING

LED Specifications ODEN

4K Lumen Data

FIXTURE	AVA	Type I	B	U	G	LPW	Type II	B	U	G	LPW	Type III	B	U	G	LPW	Type IV	B	U	G	LPW	Type V	B	U	G	LPW	Type VW	B	U	G	LPW	Watts
ODN-1	16	250	2609	4	0	1	163	2588	3	0	1	162	2441	3	0	1	153	2394	3	0	1	150	2398	3	0	1	150	2398	3	0	1	150	16
		500	3665	2	0	0	154	3631	2	0	0	151	3428	2	0	0	143	3361	2	0	0	140	3370	2	0	0	140	3366	2	0	0	140	24
		700	4515	2	0	0	124	4393	1	0	0	121	4221	1	0	0	116	4061	1	0	0	111	4066	1	0	0	111	4066	2	0	0	111	37
ODN-2	32	250	4175	2	0	0	135	4598	1	0	0	127	4842	1	0	1	139	4356	1	0	1	121	4386	2	0	1	122	4732	3	0	1	131	36
		500	7235	3	0	0	132	6787	2	0	0	124	6947	2	0	1	126	6436	1	0	1	116	7246	3	0	1	132	7510	3	0	1	128	55
		700	8918	3	0	0	124	8410	2	0	0	117	8566	2	0	0	119	8000	2	0	0	111	9307	3	0	1	130	9246	3	0	1	128	72
ODN-3	48	250	7171	3	0	1	144	7151	2	0	1	135	7345	1	0	1	137	6886	1	0	1	128	7737	2	0	1	144	7471	3	0	1	140	54
		500	11414	3	0	0	139	10650	2	0	0	130	10988	2	0	0	133	10106	2	0	0	123	11448	3	0	1	140	11078	3	0	1	135	82
		700	14037	3	0	0	131	13026	2	0	0	121	13560	2	0	0	127	12723	2	0	0	118	14216	3	0	0	133	13919	4	0	0	129	107
ODN-1	48	250	7171	3	0	1	144	7171	2	0	1	135	7345	1	0	1	137	6886	1	0	1	128	7737	2	0	1	144	7471	3	0	1	140	54
		500	11414	3	0	0	139	10650	2	0	0	130	10988	2	0	0	133	10106	2	0	0	123	11448	3	0	1	140	11078	3	0	1	135	82
		700	14037	3	0	0	131	13026	2	0	0	121	13560	2	0	0	127	12723	2	0	0	118	14216	3	0	0	133	13919	4	0	0	129	107
ODN-2	64	250	10356	3	0	0	140	9421	2	0	0	127	9843	2	0	0	133	8946	2	0	0	121	10308	3	0	0	140	9780	3	0	0	132	73
		500	14629	3	0	0	135	13523	2	0	0	121	13967	2	0	0	128	12738	2	0	0	117	14203	3	0	0	130	13807	3	0	0	127	108
		700	17918	4	0	0	125	16138	2	0	0	113	17151	2	0	0	120	15111	2	0	0	106	17368	4	0	0	122	17363	5	0	0	122	142
ODN-3	80	250	12094	3	0	0	126	11618	2	0	0	120	11728	2	0	0	122	10696	2	0	0	112	12208	3	0	0	127	11882	4	0	0	124	96
		500	17187	3	0	0	132	16038	2	0	0	124	16382	2	0	0	126	15088	2	0	0	116	17234	4	0	0	133	16863	4	0	0	128	130
		700	21035	4	0	0	122	20091	2	0	0	116	20006	2	0	0	116	19119	2	0	0	110	21606	4	0	0	123	21001	4	0	0	119	177
		250	14810	3	0	0	135	13950	2	0	0	127	14148	2	0	0	130	13252	2	0	0	122	14675	3	0	0	138	14084	3	0	0	133	109
		500	21034	4	0	0	133	19692	2	0	0	125	20348	2	0	0	129	19491	2	0	0	119	21086	4	0	0	134	20757	4	0	0	129	160
ODN-1	96	250	18844	4	0	0	127	24458	2	0	0	110	26412	2	0	0	121	23808	2	0	0	110	26747	4	0	0	127	25851	4	0	0	123	210
		500	26764	4	0	0	127	24458	2	0	0	110	26412	2	0	0	121	23808	2	0	0	110	26747	4	0	0	127	25851	4	0	0	123	210
		250	14810	3	0	0	135	13950	2	0	0	127	14148	2	0	0	130	13252	2	0	0	122	14675	3	0	0	138	14084	3	0	0	133	109
		500	21034	4	0	0	133	19692	2	0	0	125	20348	2	0	0	129	19491	2	0	0	119	21086	4	0	0	134	20757	4	0	0	129	160
ODN-2	128	250	18844	4	0	0	127	24458	2	0	0	110	26412	2	0	0	121	23808	2	0	0	110	26747	4	0	0	127	25851	4	0	0	123	210
		500	26764	4	0	0	127	24458	2	0	0	110	26412	2	0	0	121	23808	2	0	0	110	26747	4	0	0	127	25851	4	0	0	123	210
		250	18936	4	0	0	127	17101	2	0	0	115	17415	2	0	0	121	16313	2	0	0	110	18108	4	0	0	122	17752	4	0	0	120	148
		500	27021	4	0	0	123	24198	2	0	0	110	24629	2	0	0	117	23074	2	0	0	105	25808	4	0	0	123	25083	5	0	0	119	210
ODN-3	128	750	30930	5	0	0	119	28496	2	0	0	111	29026	2	0	0	113	27206	2	0	0	106	30818	5	0	0	118	31572	5	0	0	116	271

Values are based on luminaire in a vertical position. Actual performance may vary based on application. Values include LLD of 0.90 and LDD of 0.90.

Features & Specifications — ODEN

Housing
- High-quality, one-piece spun aluminum shade and durable cast aluminum top cap; available in three housing sizes.
- All external hardware is stainless steel.
- One-piece spun aluminum removable door assembly.

Thermal Management
- The Oden - LED provides excellent overall thermal management by maximizing the efficiency of the heat sink in the fixture. This enables the Oden - LED to withstand higher ambient temperatures and higher drive currents without degrading LED life.

Optical System
- The highest lumen output LEDs are utilized. Estimated life of the LEDs is 100,000+ hours. Available with 6 IES distribution patterns. Available with up to 96 LED. The optical system qualifies as IES full cutoff to restrict light trespass, glare and light pollution for neighborhood–friendly lighting.
- CRI values are 70

Qual-Guard® Finish
- Fixture components are chemically pretreated through a multi-stage washer and finished with an electrostatically-applied, thermoset polyester powder coat textured paint with a 3 to 5 mils thickness. Finish is oven-baked at 400 °F for maximum adherence and finish hardness.
- Available in standard and custom colors.

Mounting
- The Oden - LED mounts to a wide selection of decorative and custom Visionaire mounting arms. Visionaire decorative mounting arm required. See Visionaire Mounting Arms section of catalog.

Electrical Assembly
- The Oden - LED is supplied with a high-performance LED driver, located in its cap, that accepts 120 V thru 277 V, and 480 V, 50 Hz to 60 Hz input. Power factor is 90%.
Rated for -40 of operation.
- 10 kV surge protector supplied as standard.

Warranty
- Five (5) year Limited Warranty on entire system, including finish. For full warranty information, please visit www.visionairelighting.com.

Options
- Button type photocell
- Watt Stopper FSP-211
- 0-10 V dimming driver
- Wireless Controls
- Illuminated Rings
- Cutoff louver system

Listings
- Oden is cULus listed, suitable for wet locations.
- IP65 Rated
- DLC Listed
- IDA Certification
- LM79
- LM80
- Powder Coated ToughTM

Power Guarantee — cULus Listed — IP65 Rated — IDA Certified — DLC

DesignLights Consortium (DLC) qualified Product. Some configurations of this product family may not be DesignLights Consortium (DLC) listed, please refer to the DLC qualified products list to confirm listed configurations. http://www.designlights.org/ 3000K must be selected for CA certification.

S1, VISIONAIRE LIGHTING: ODN–3–L–T5WR–96LC–5–3K
S2, VISIONAIRE LIGHTING: ODN–3–L–T3–96LC–5–3K
S3, ANP LIGHTING: W516 M016LD D W 30K RTC UNV E6 76
S4, ANP LIGHTING: W516 M016LD D W 30K RTC UNV 2ST(LENGTH) 76
S5, ANP LIGHTING: W516 M016LD D W 30K RTC UNV 2ST(LENGTH) 76
S6, ANP LIGHTING: W516 M016LD D W 30K RTC UNV 2ST(LENGTH) 76
S7, ANP LIGHTING: W516 M016LD D W 30K RTC UNV 2ST(LENGTH) 76
S8, LITHONIA LIGHTING, WST LED P2 30K VW MVOLT

ARIZONA PINNACLE ENGINEERING
ARIZONA PINNACLE ENGINEERING, LLC
Mechanical & Electrical Consulting Engineers AZPE Job # 19119
2222 W. Pinnacle Peak Road, Suite 290 Phoenix, AZ 85027
Phone: (623) 594-9049 Fax: (623) 594-9072

THIS DRAWING IS PROVIDED AS AN INSTRUMENT OF SERVICE BY ARIZONA PINNACLE ENGINEERING, LLC. AND/OR IT'S CONSULTANT, AND IS INTENDED FOR USE ON THIS PROJECT ONLY. THIS DRAWING REMAINS THE PROPERTY OF ARIZONA PINNACLE ENGINEERING, LLC. AND SH

THIS DRAWING IS PROVIDED AS AN INSTRUMENT OF SERVICE BY ARIZONA PINNACLE ENGINEERING, LLC, AND/OR IT'S CONSULTANT, AND IS INTENDED FOR USE ON THIS PROJECT ONLY. THIS DRAWING REMAINS THE PROPERTY OF ARIZONA PINNACLE ENGINEERING, LLC, AND SHALL BE RETURNED TO THEM UPON COMPLETION OF THE CONSTRUCTION WORK. PURSUANT TO THE ARCHITECTURAL WORKS COPYRIGHT ACT OF 1990, ALL DRAWINGS, SPECIFICATIONS, IDEAS AND DESIGNS, INCLUDING THE OVERALL FORM, ARRANGEMENT AND COMPOSITION OF SPACES AND ELEMENTS APPEARING HEREIN CONSTITUTE THE ORIGINAL COPYRIGHTED WORK OF ARIZONA PINNACLE ENGINEERING, LLC, AND/OR ITS CONSULTANT. ANY REPRODUCTION, USE, OR DISCLOSURE OF INFORMATION CONTAINED HEREIN WITHOUT PRIOR WRITTEN CONSENT FROM ARIZONA PINNACLE ENGINEERING, LLC, IS STRICTLY PROHIBITED. COPYRIGHT 2019, ARIZONA PINNACLE ENGINEERING, LLC.

ANPLighting — Specifications W516

Project:
Fixture Type: _____ Quantity: _____
Customer:

ARM MOUNTS | Dimensions are Projection x Height | CB included with all arms



WALL MOUNTS | Dimensions are Projection x Height | **POST MOUNTS** | Dimensions are Projection x Height



ACCESSORIES

Driver Housing

GLASS & GUARDS UP TO 24W MAX

Glass Legend: **CL** = Clear **FR** = Frosted **PR** = Prismatic

Glass Only

Glass with Cast Guard

Glass with Wire Guard

Guards Only

S1/S2/S3

© 2019 ANP Lighting. All rights reserved. These specifications are intended for general purposes only.
ANP reserves the right to change material or design, without prior notice, in a continuing effort to upgrade its products.

1-800-548-3227
ANPlighting.com

ANPLighting — Specifications W516

Project:
Fixture Type: S3 - S7 Quantity:
Customer:

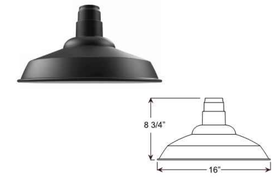

Specifications

Material:
RLM shades are constructed of heavy duty spun aluminum. Wall back plate and driver housing are cast aluminum. All fasteners are stainless steel. Inside of shade is reflective white finish for all colors except galvanized metal finish. Screw hardware may not match paint.

Glass:
Choice of clear, frosted or prismatic glass up to **24w Max**.

Electrical:
GU24 socket, 120V only.
Universal voltage 120-277 is standard. 0-10V, TRIAC and ELV dimming protocols are standard. (12w is TRIAC dimming only; 24w is 0-10v only).

See page 2 table for LED module and driver specs, voltage and dimming protocols

Certifications:
Cord mounts are UL Listed for dry locations. Arm mount, stem mount and wall mount are UL Listed for wet locations.

Finish:
A polyester powder coat high quality finish is electro-statically applied and baked at 430° for exceptional durability and color retention. Products undergo an intensive five-step cleansing and pretreatment process for maximum paint adhesion.

Marine grade finish provides superior salt, humidity and UV protection. This coating withstands up to 3000 hours of continuous salt spray, comes with a 5-year warranty and is available in either a textured or gloss surface.

Modifications:
Consult factory for custom or modified designs.

W516
LED
Dark Sky Friendly

Weight: 1.5 lbs;
BUG: B1-U0-G1

Catalog Logic

W516	M009LD	D	W	40K	RTC	UNV	E6	100GLCL	PC	41
RLM Style	Light Source & Wattage	Dimming	Distribution	CCT	Driver Housing	Voltage	Mounting	Glass & Guard	Accessories	Finish

Catalog Number

1	2	3	4	5	6	7	8	9	10
W516	M016LD	D	W	30K	RTC	UNV			

1 LIGHT SOURCE & WATTAGES

~~GU24 (GU24 Socket Only, 120v only)~~
~~M012LD (12w (150 lumen, Cree module) Integral driver, 120V, TRIAC dimming & narrow distribution only.~~
~~M009LD (9w, 900 lumen, Cree module)~~
~~M010LD (10w, 1250 lumen, Cree module)~~
M016LD (16w, 2000 lumen, Cree module)
~~M024LD (24w, 3000 lumen, Cree module)~~

2 DIMMING

D (Standard 0-10v, TRIAC and ELV dimming)
~~**S** (Sensor - Dims smoothly from 2700K to 1800K. 8w only).~~

***12w is dimming only, select "D".**

See page 2 for dimming protocols and limitations.

3 DISTRIBUTION

W (T5 Wide Distribution with Dome LED Lens)
~~**N** (T5 Narrow Distribution with Flat LED Lens).~~

***12w is narrow only, select "N".**

4 COLOR TEMPERATURE (CCT)

~~**27K** (2700K)~~
30K (3000K) (Not Sunset Dim)
~~**35K** (3500K) (Not Sunset Dim)~~
~~**40K** (4000K) (Not Sunset Dim)~~

5 DRIVER HOUSING

RTC (Driver Canopy)
~~**RTCNC** (Driver Canopy,No Spun Cover)~~
~~**NA** (Shipping and required for 12w).~~

6 VOLTAGE

UNV (120-277)

7 MOUNTING SOURCES

Arm Mounts (Cast back plate included (CB))

E3 E4 E6 E7 E8 E9 E10
E11 E12 E13 E16 E19 E25

Wall Mounts

WM40
WM54
WM74
WM317
WM84

Post Mounts
(Postline driver only; 4" OD/.125 pole required)

PM10
PM20
PM30
PM40
PM50

Cord Mounts

BLC (6' black cord with 1" x 5 3/8" canopy")
WHC (6' white cord with 1" x 5 3/8" canopy")

COLOR CORD: Use Color Cord designation from page 4.

***Canopy finish will match fixture finish.**

Stem Mounts

1/2" (13/16" OD Rigid Stems with STC Flat Canopy)
2ST6 2ST12 2ST18 2ST24 2ST36 2ST48
2ST60 2ST72 2ST96

3/4" (1" OD Rigid Stems with STC Flat Canopy)
3ST6 3ST12 3ST18 3ST24 3ST36 3ST48
3ST60 3ST72 3ST96

8 GLASS & GUARD

Up to 24w MAX

100GLCL (Clear Glass)
100GLFR (Frosted Glass)
100GLPR (Prismatic Glass)
100GLCLGUP (Clear Glass & Small Wire Guard)
100GLFRGUP (Frosted Glass & Small Wire Guard)
100GLPRGUP (Prismatic Glass & Small Wire Guard)
100GLCLGUPC (Clear Glass & Cast Guard)
100GLFRGUPC (Frosted Glass & Cast Guard)
100GLPRGUPC (Prismatic Glass & Cast Guard)
100GLGUP (Small Wire Guard with No Glass)
100GLGUPC (Cast Guard with No Glass)

9 ACCESSORIES

CBC (Cast back plate Spun Alum Cover)
***EMG-LED5** (5w, LED Emergency Driver; remote placement, Cree module only)
***EMG-LED7** (7w, LED Emergency Driver, remote placement, Cree module only)
***EMG-LED10** (10w, LED Emergency Driver; remote placement, Cree module only)
GR16 (16" Wire Grill)
PC (Button Photo Cell) Remote Only
SC (Scroll for Arms)
SLC (Sloped Ceiling Canopy Mount, 20° Max)
SQ (Square Back Plate)
SWL (Adjustable Locking Swivel)
TBK (Turn Buckle Kit)

***For Emergency lumen output data, see Resources section at www.ANPlighting.com.**

S1/S2/S3

© 2019 ANP Lighting. All rights reserved. These specifications are intended for general purposes only.
ANP reserves the right to change material or design, without prior notice, in a continuing effort to upgrade its products.

1-800-548-3227
ANPlighting.com

ANPLighting — Specifications W516

Project:
Fixture Type: _____ Quantity: _____
Customer:

All fabric Color Cords are three conductor, 1/4" diameter

Solid Fabric Colored Cords

Patterned Fabric Colored Cords

Glossy Fabric Colored Cords

S1/S2/S3

© 2019 ANP Lighting. All rights reserved. These specifications are intended for general purposes only.
ANP reserves the right to change material or design, without prior notice, in a continuing effort to upgrade its products.

1-800-548-3227
ANPlighting.com

ANPLighting — Specifications W516

Project:
Fixture Type: _____ Quantity: _____
Customer:

10 FINISHES

Standard Grade	Marine Grade		Standard Grade	Marine Grade	
40	NA	Raw Unfinished	53	109	Copper Clay
41	101	Black	56	109	Silver
42	102	Forest Green	61	106	Black Verde
43	114	Bright Red	70	118	Painted Chrome
44	107	White	71	105	Painted Copper
45	112	Bright Blue	72	108	Textured Black
46	123	Sunny Yellow	73	125	Matte Black
47	120	Aqua Green	76	121	Textured Architectural Bronze
49	NA	Galvanized	77	127	Textured White
50	111	Navy	78	124	Textured Silver
51	103	Architectural Bronze	10	130	Aspen Green
52	104	Patina Verde	11	131	Cantaloupe
12	133	Lilac	13	132	Putty

Premium Grade	Marine Grade		Premium Grade	Marine Grade	
81	129	Extreme Chrome	64	116	Candy Apple Red
80	117	Textured Desert Stone	65	122	Cobalt Blue
67	119	Butterscotch	82	128	Graystone
66	115	Caramel	69	113	Gunmetal Gray
68	126	Black Silver	83	134	Oil Rubbed Bronze

Consult factory for additional paint charges and availability

LED MODULE SPECIFICATIONS

LED	CCT	Typical Luminous Flux	System Wattage	Typical Efficacy
9W	2700K	850	11W	97
	3000K	850	11W	97
	3500K	850	11W	97
	4000K	850	11W	97
10W	2700K	1250	12W	125
	3000K	1250	12W	125
	3500K	1250	12W	125
	4000K	1250	12W	125
12W	2700K	750	12W	65
	3000K	750	12W	65
	3500K	750	12W	65
	4000K	750	12W	65
16W	2700K	2000	19W	125
	3000K	2000	19W	125
	3500K	2000	19W	125
	4000K	2000	19W	125
24W	2700K	3000	28W	125
	3000K	3000	28W	125
	3500K	3000	28W	125
	4000K	3000	28W	125

MODULE SPECIFICATION:

- Efficacy 65-125 lumens per watt
- Life: L70 50,000 hours
- Color temp: 2700K,3000K,3500K and 4000K
- CRI: >80

MODULE DRIVER SPECIFICATION:

- Input Voltage: 120-277 Volts; 50/60Hz
- Dimmable down to 1%
- 0-10V, TRIAC and ELV dimming protocols are standard.
- Output Current: Constant Current; 440mA to 940mA (model dependent)
- Driver Efficiency > 80%; Power Factor > 0.9
- Integral Surge Protection in conformance to ANSI C62.41 Category A

MODULE LISTINGS

- Fully compliant with the RoHS Directive
- Certifications: CE/UL

WARRANTY

See www.ANPlighting.com for complete fixture warranty.
LED warranty information
• 5 year limited warranty*

*Limited Warranty: A typical year is defined as 4380 hours of operation.

S1/S2/S3

© 2019 ANP Lighting. All rights reserved. These specifications are intended for general purposes only.
ANP reserves the right to change material or design, without prior notice, in a continuing effort to upgrade its products.

1-800-548-3227
ANPlighting.com

S1, VISIONAIRE LIGHTING: ODN-3-L-T5WR-96LC-5-3K
S2, VISIONAIRE LIGHTING: ODN-3-L-T3-96LC-5-3K
S3, ANP LIGHTING: W516 M016LD D W 30K RTC UNV E6 76
S4, ANP LIGHTING: W516 M016LD D W 30K RTC UNV 2ST(LENGTH) 76
S5, ANP LIGHTING: W516 M016LD D W 30K RTC UNV 2ST(LENGTH) 76
S6, ANP LIGHTING: W516 M016LD D W 30K RTC UNV 2ST(LENGTH) 76
S7, ANP LIGHTING: W516 M016LD D W 30K RTC UNV 2ST(LENGTH) 76
S8, LITHONIA LIGHTING, WST LED P2 30K VW MVOLT

ARIZONA PINNACLE ENGINEERING, LLC
Mechanical & Electrical Consulting Engineers
2222 W. Pinnacle Peak Road, Suite 290 Phoenix, AZ 85027
Phone: (623) 594-9049 Fax: (623) 594-9072
AZPE Job # 19119

SPS+ ARCHITECTS LLP
SCOTTSDALE, AZ 85258
TEL: 480.991.0800
FAX: 480.991.2623
spsplusarchitects.com

MARICOPA RETAIL

EDISON RD & JOHN WAYNE PARKWAY
MARICOPA, ARIZONA

FIXTURE CUTSHEETS

THIS DRAWING IS AN INSTRUMENT OF SERVICE & IS THE PROPERTY OF SPS+ARCHITECTS LLP & MAY NOT BE REPRODUCED OR REPRODUCTIONS HEREOF USED WITHOUT WRITTEN PERMISSION.

REVISIONS		
MARK	DATE	DESCRIPTION

REVIEWED BY: ES
DRAWN BY: TL

Registered Professional Engineer (Electrical)
CERTIFICATE NO. 43764
EUDJEN SAVU
Date Signed 09/05/19
ARIZONA, U.S.A.

ORIGINAL ISSUE DATE: 7/3/2019

JOB No: 1923

SHEET:

E1.2

SEQUENCE #: _____