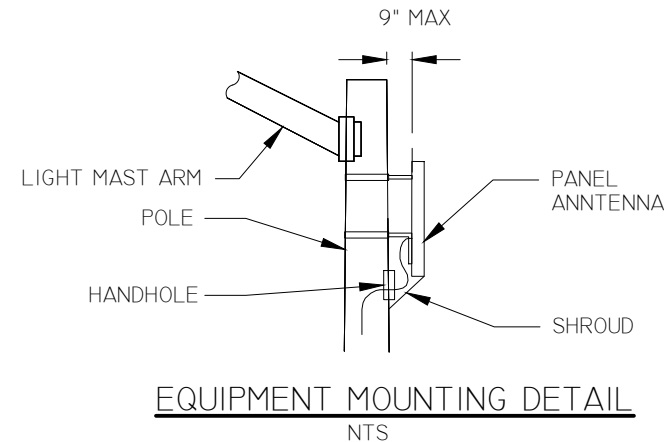


P:\Maricopa\06143 Design Standards Manual\Drawings\Wireless Facilities\MAR-700.dwg Jan 17, 2018 2:46pm jceballos

GENERAL NOTES

1. A SMALL WIRELESS FACILITY (SWF) CONSISTS OF AN ANTENNA OR ANTENNAE THAT ARE NOT MORE THAN SIX CUBIC FEET IN VOLUME AND ALL OTHER WIRELESS EQUIPMENT ASSOCIATED WITH THE FACILITY LESS THAN TWENTY-EIGHT CUBIC FEET IN CUMULATIVE VOLUME PER A.R.S. 9-591.
2. EACH SWF SHALL BE IDENTIFIED BY A PERMANENTLY INSTALLED STAINLESS STEEL TAG, NO LARGER THAN FOUR (4) BY SIX (6) INCHES MOUNTED FIVE (5) FEET ABOVE GRADE, CLEARLY IDENTIFYING THE WIRELESS COMMUNICATIONS SERVICE PROVIDER'S NAME, ADDRESS, EMAIL CONTACT AND EMERGENCY PHONE NUMBER. THE TAG SHALL BE LOCATED SIX (6) INCHES ABOVE THE HANDHOLE.
3. EACH SITE LICENSE LOCATION SHALL RECEIVE A NEW REPLACEMENT POLE PROVIDED BY THE WIRELESS COMMUNICATIONS SERVICE PROVIDER LOCATED NO MORE THAN FIVE (5) FEET FROM EXISTING LOCATION OR AS DIRECTED BY THE CITY OF MARICOPA REPRESENTATIVE.
4. THE REPLACEMENT POLE AND SWF SHALL NOT INCREASE THE DIAMETER OF THE EXISTING POLE BY MORE THAN SIXTY (60) PERCENT.
5. THE SWF OR REPLACEMENT POLE SHALL NOT EXTEND ABOVE THE HEIGHT OF THE EXISTING POLE BY MORE THAN TEN (10) FEET NOT TO EXCEED 50 FEET ABOVE GROUND LEVEL.
6. ANTENNAE SHALL BE LIMITED TO SNUG-MOUNT, CANISTER-MOUNT OR CONCEALED ANTENNA. PANEL ANTENNAE SHALL BE LOCATED NO MORE THAN 9" FROM THE FACE OF THE POLE. ONLY CANISTER-MOUNT OR CONCEALED ANTENNAE SHALL BE ALLOWED IN RESIDENTIAL AREAS. ALL PENETRATIONS SHALL BE SEALED TO PREVENT THE INFILTRATION OF WATER OR PESTS.
7. ANTENNAE SHALL BE MOUNTED WITH NO DOWN TILT.
8. ALL ANTENNAE WITH EXPOSED CABLES SHALL HAVE A SHROUD INSTALLED ON THE ANTENNA OR ANTENNA MOUNTING POSTS TO CONCEAL THE CABLES. SHROUD SHALL BE A FORTY-FIVE (45) DEGREE ANGLE AWAY FROM THE BOTTOM OF THE ANTENNA TOWARD THE POLE.
9. ALL REPLACEMENT POLES AND EQUIPMENT SHALL BE INSTALLED IN A LOCATION THAT DOES NOT IMPAIR OR INTERFERE WITH SIGHT VISIBILITY TRIANGLES (SVT) PER THE CITY OF MARICOPA DESIGN STANDARDS. SCREEN EQUIPMENT CABINET(S) WITH NEW SHRUBBERY ON 2 SIDES (STREET SIDE AND APPROACH SIDE) PER THE CURRENT CITY OF MARICOPA LANDSCAPING GUIDELINES.
10. EQUIPMENT OTHER THAN ANTENNA SHALL BE LOW-PROFILE AND PAD-MOUNTED UNLESS OTHERWISE APPROVED BY THE CITY OF MARICOPA.
11. THE POWER FOR THE SWF SHALL BE INDEPENDENT OF THE CITY OF MARICOPA ASSET AND METERED SEPARATELY.
12. ALL WIRING SHALL BE LOCATED INSIDE A CONDUIT, INSIDE THE POLE, AND SEPARATE FROM THE CITY OF MARICOPA CABLING.
13. ALL ELECTRICAL WORK MUST FOLLOW THE MOST CURRENT ADOPTED NATIONAL ELECTRIC CODE.
14. ALL DISTURBED LANDSCAPE AND IRRIGATION SYSTEMS SHALL BE REPLACED OR REPAIRED IN-KIND.
15. EXISTING POLE, MAST ARM AND ALL ASSOCIATED EQUIPMENT TO BE SALVAGED AND RETURNED TO THE CITY OF MARICOPA. THE CONTRACTOR SHALL REMOVE THE FOUNDATION ENTIRELY AND BACKFILL PER MAG STANDARD DETAIL 200-1. THE REMOVAL AND SALVAGE LOCATION SHALL BE COORDINATED WITH THE CITY OF MARICOPA CONSTRUCTION INSPECTOR.
16. PROVIDE ILLUMINATED ENERGY ISOLATING DEVICE (KILL SWITCH) AT EACH SWF THAT IS ACCESSIBLE BY CITY OF MARICOPA PERSONNEL FOR MAINTENANCE AND EMERGENCY PURPOSES.



DETAIL NO.

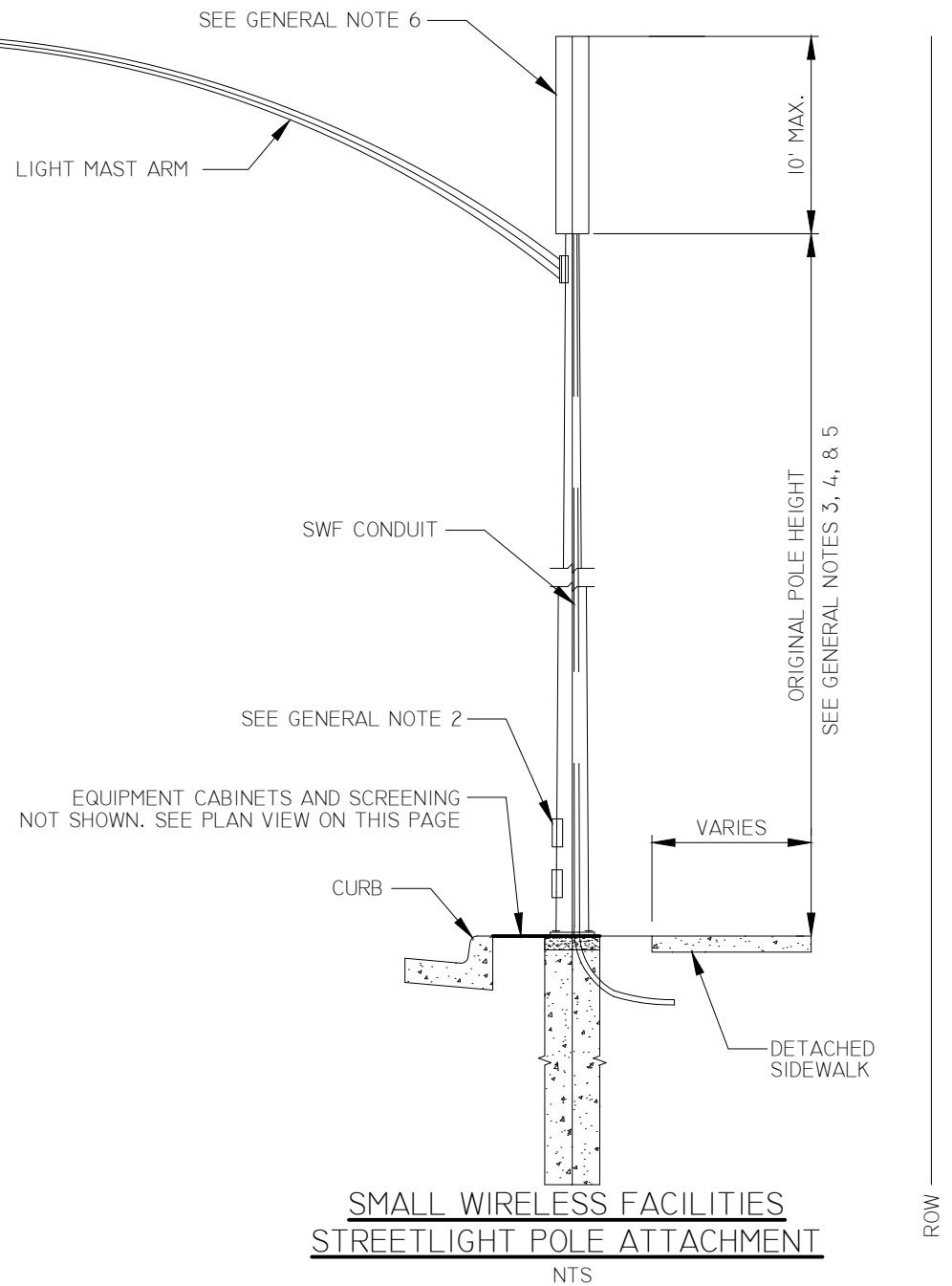
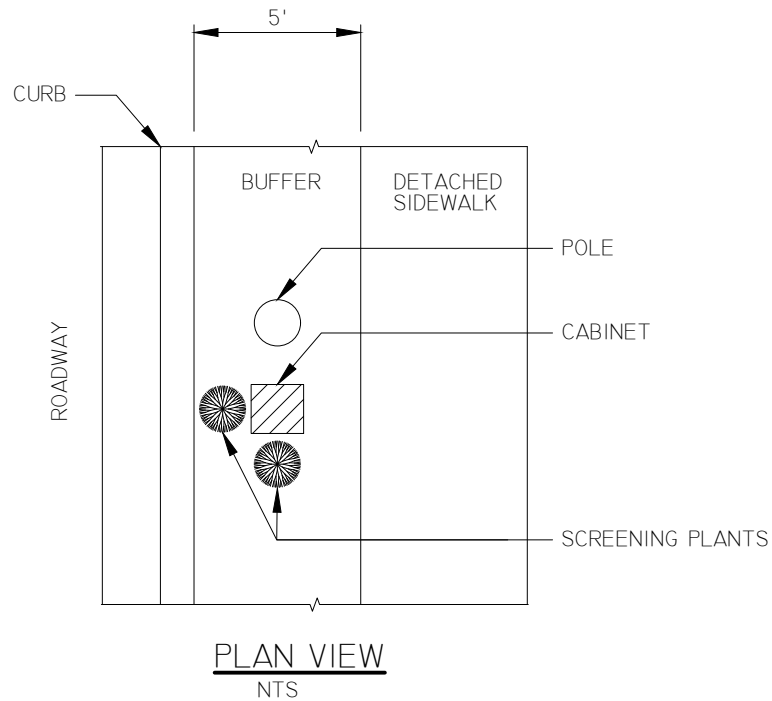
MAR-700

SMALL WIRELESS FACILITIES (SWF) GENERAL NOTES

CITY OF
MARICOPA
PROUD HISTORY - PROSPEROUS FUTURE

NOTES

1. SEE GENERAL NOTES ON CITY OF MARICOPA STANDARD DETAIL MAR-700.
2. STREET LIGHT CONSTRUCTION AND POLE REPLACEMENT SHALL MATCH BUILD TYPE OF EXISTING STREET LIGHT POLES.



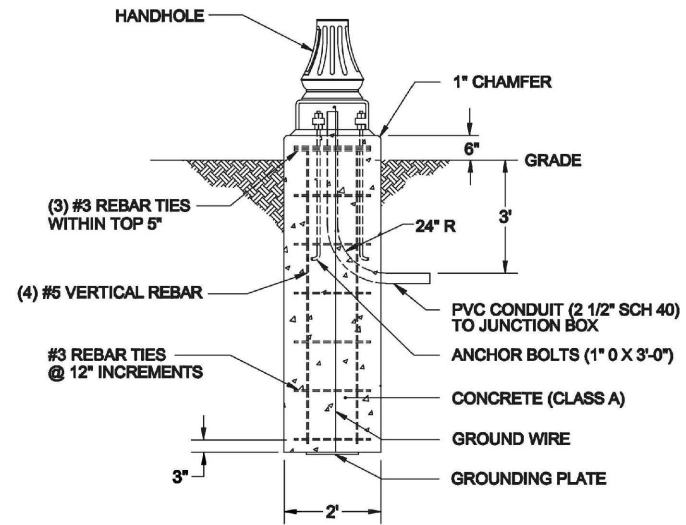
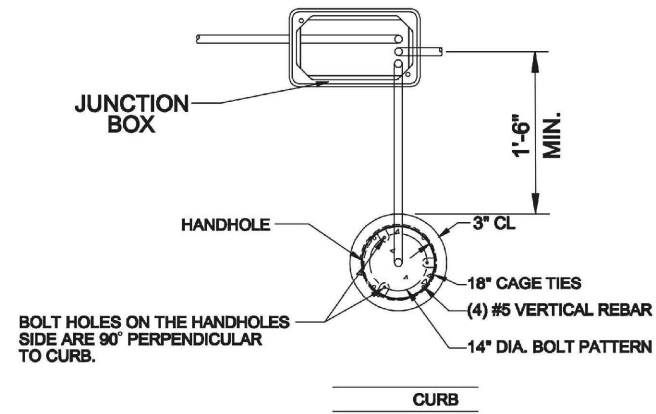
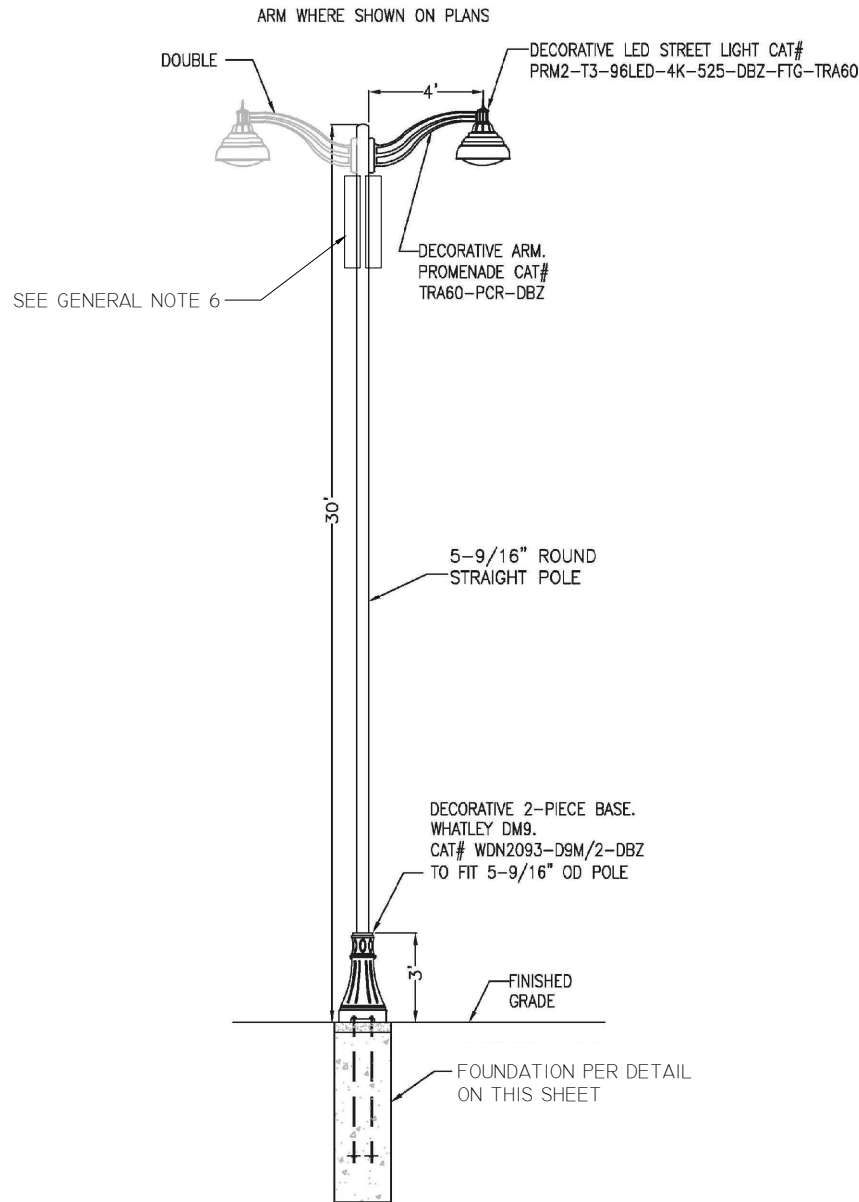
DETAIL NO.

MAR-701

SMALL WIRELESS FACILITIES ON STREETLIGHTS

CITY OF MARICOPA
PROUD HISTORY - PROSPEROUS FUTURE

P:\Maricopa\06143 Design Standards Manual\Drawings\Wireless Facilities\MAR-702.dwg, Jan 17, 2018 2:46pm jceballos



DETAIL - FOUNDATION
NTS

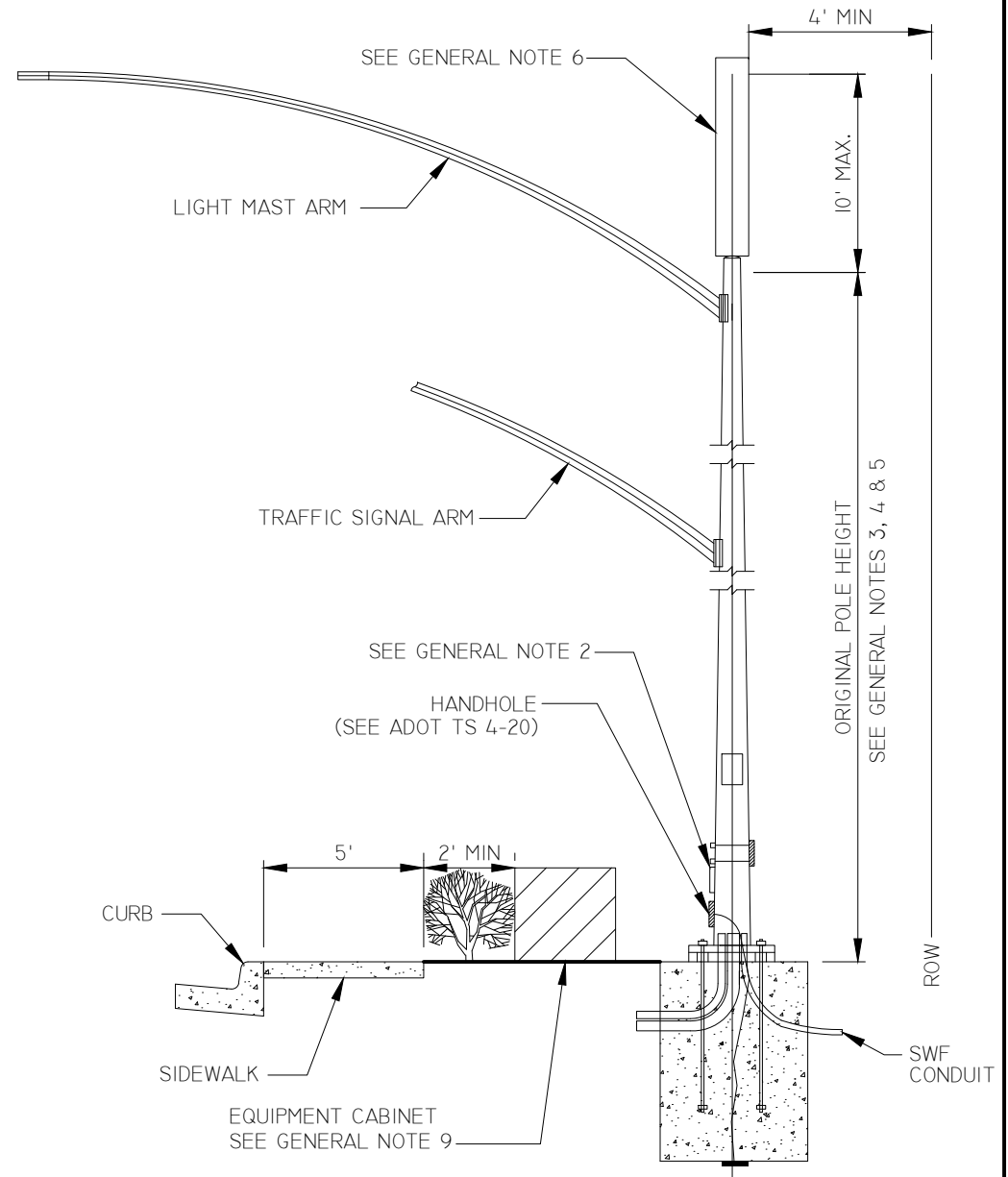
DETAIL NO.

MAR-702

SMALL WIRELESS FACILITIES DECORATIVE STREETLIGHT

NOTES

1. SEE GENERAL NOTES ON CITY OF MARICOPA STANDARD DETAIL MAR-700.
2. TRAFFIC SIGNAL CONSTRUCTION AND POLE REPLACEMENT SHALL MATCH BUILD TYPE OF EXISTING TRAFFIC SIGNAL POLES.
3. THE TOP OF THE FOUNDATION SHALL MATCH ELEVATION OF BACK OF SIDEWALK OR BACK OF CURB IF NO SIDEWALK IS PRESENT.
4. POLES LOCATED WITHIN TWENTY (20) FEET OF OVERHEAD ELECTRIC UTILITY WILL NOT BE ALLOWED.



**SMALL WIRELESS FACILITIES
TRAFFIC SIGNAL POLE ATTACHMENT**

NTS

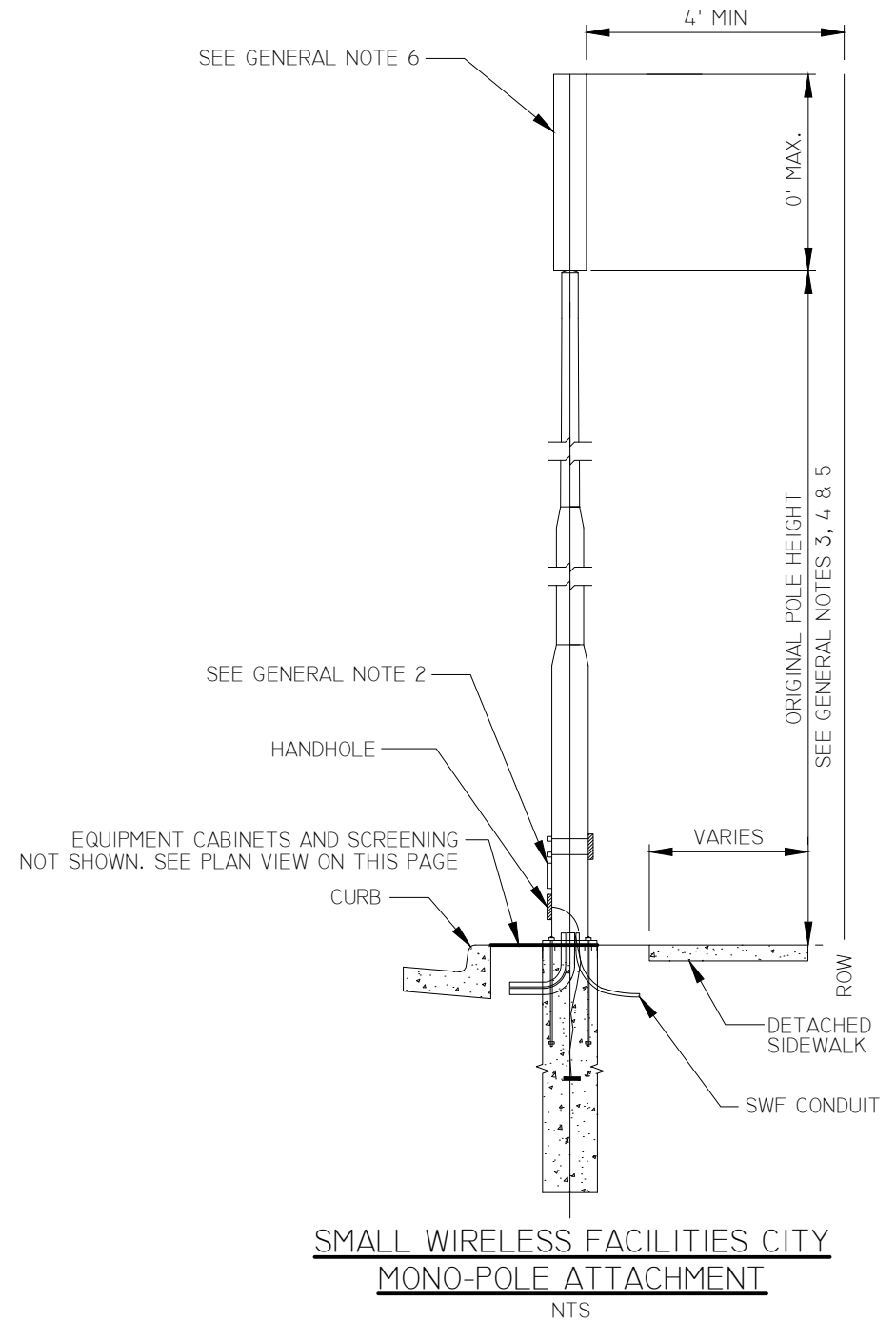
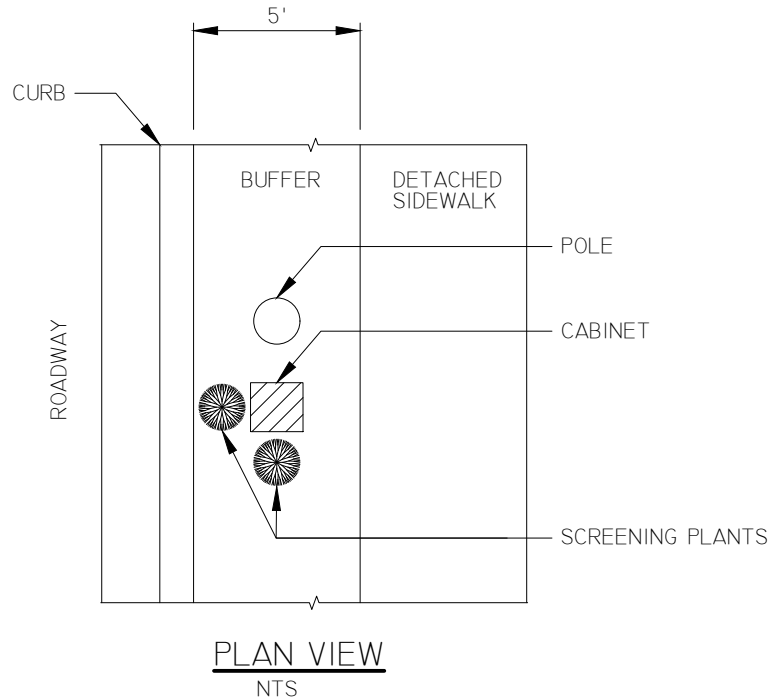
DETAIL NO.

MAR-703

SMALL WIRELESS FACILITIES ON TRAFFIC SIGNALS

NOTES

1. SEE GENERAL NOTES ON CITY OF MARICOPA STANDARD DETAIL MAR-700.
2. ALL REPLACEMENT ITS MONO-POLES SHALL ALSO INCLUDE ANY CAMERAS, PHOTO-CELL OR SENSORS AS REQUIRED.



DETAIL NO.

MAR-704

SMALL WIRELESS FACILITIES ON CITY MONO-POLES

CITY OF
MARICOPA
PROUD HISTORY - PROSPEROUS FUTURE

NOTES

1. SEE GENERAL NOTES ON CITY OF MARICOPA STANDARD DETAIL MAR-700.
2. THE MONOPOLE SHALL BE A SELF-SUPPORTING FREE STANDING STRUCTURE. THE DIAMETER OF THE MONOPOLE AND SWF SHALL BE A MAXIMUM OF 40 INCHES.
3. THE MONOPOLE SHALL NOT EXTEND ABOVE THE HEIGHT OF THE TALLEST EXISTING POLE WITHIN 500 FEET BY MORE THAN TEN (10) FEET AT A MAXIMUM OF 50 FEET.
4. MONOPOLE SHALL BE LOCATED PER THE CITY OF MARICOPA ZONING ORDINANCE, DESIGN STANDARDS MANUAL, OR FCC REQUIREMENTS, WHICH EVER IS MOST STRINGENT.
5. ALL MONOPOLES TO BE CONCEALED AS PLANT OF SIMILAR HEIGHT SELECTED FROM THE ACCEPTABLE PLANT LIST IN THE CITY OF MARICOPA LANDSCAPE & IRRIGATION STANDARDS OR AS LIGHT POLE OF SIMILAR HEIGHT.

FREESTANDING STEALTH TREE

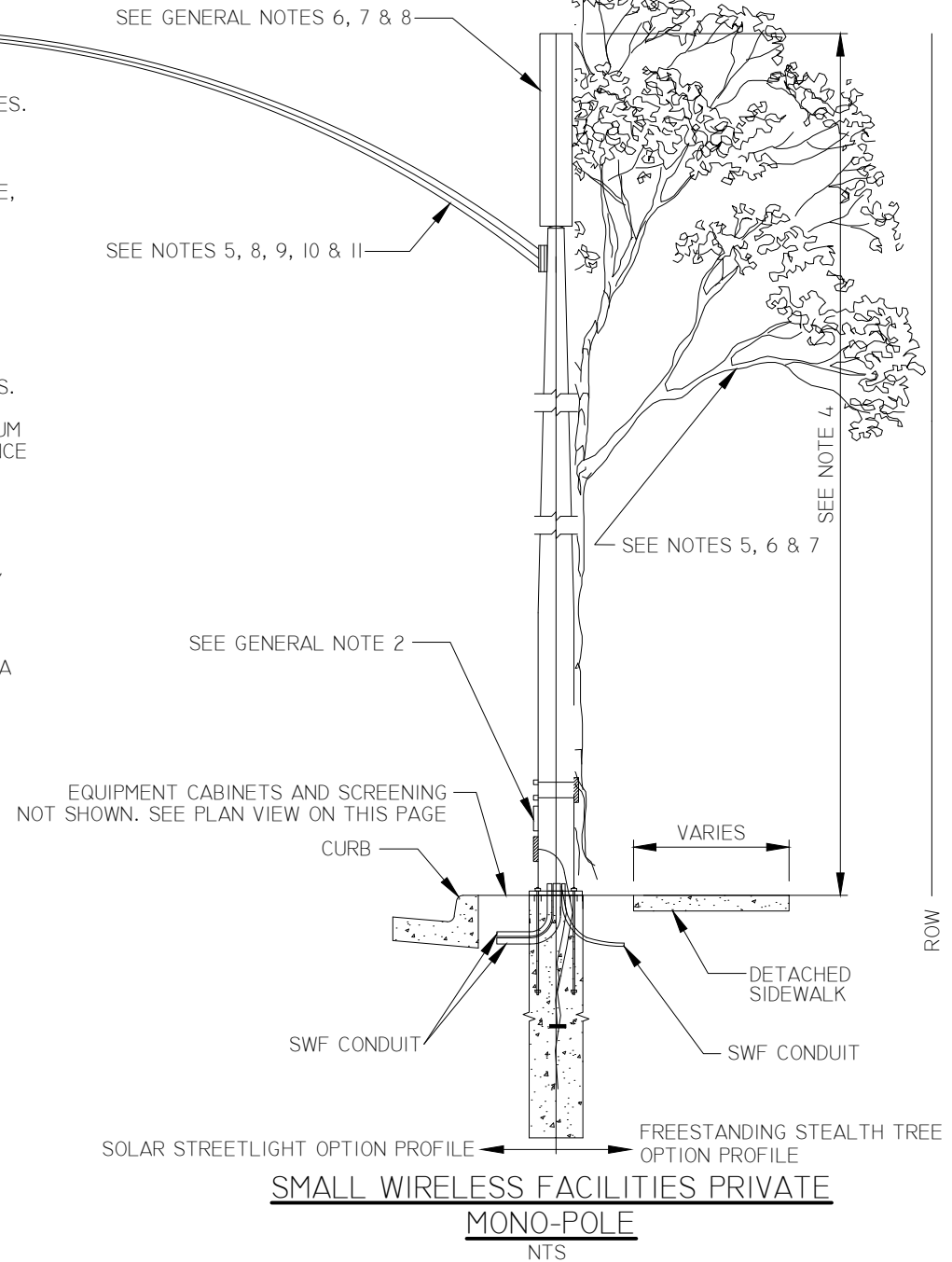
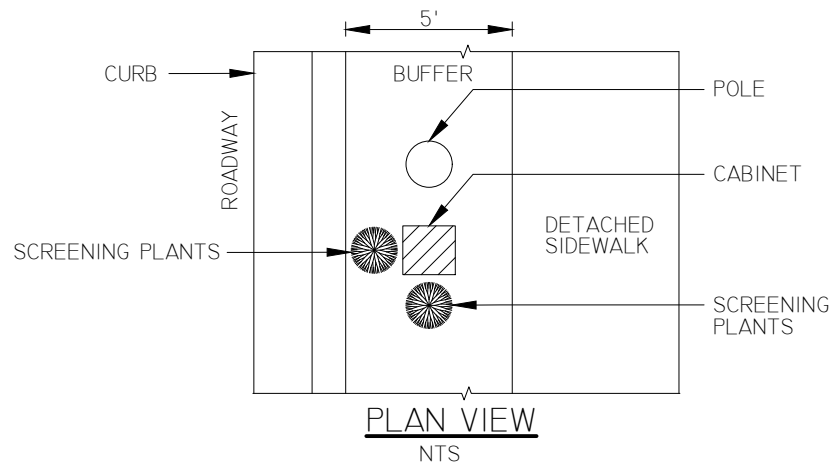
6. FAUX TREES MUST BE DESIGNED WITH A MINIMUM OF 3.5 BRANCHES PER FOOT FOR FULL DENSITY COVERAGE WITH LIMITED SPACING BETWEEN THE BRANCHES. SEVENTY PERCENT OF THE BRANCHES SHALL BE 8-FOOT OR LONGER.
7. BRANCHES SHALL EXTEND BEYOND THE LENGTH OF THE ANTENNA BY A MINIMUM OF 24-INCHES. TREES SHALL BE DESIGNED TO MIMIC THE NATURAL APPEARANCE OF THEIR SPECIES. THERE SHALL BE NO GAPS IN BRANCH COVERAGE. NO EXPOSED MOUNTING APPARATUS MAY REMAIN WITHOUT THE ASSOCIATED ANTENNAE.

SOLAR STREETLIGHT

8. MONOPOLE STREETLIGHT FIXTURE TO BE SOLAR POWERED AND MAINTAINED BY LICENSEE.
9. MONOPOLE STREETLIGHT TO MEET THE REQUIREMENTS OF CITY OF MARICOPA STANDARDS.
10. STREETLIGHT FOUNDATION TO MEET THE REQUIREMENTS OF CITY OF MARICOPA STANDARDS.
11. STREETLIGHT MAST ARM TO MEET THE REQUIREMENTS OF CITY OF MARICOPA STANDARDS.

ALTERNATIVE DESIGN

12. THE LICENSEE MAY SUBMIT AN ALTERNATIVE DESIGN TO CONCEAL SMALL WIRELESS FACILITY FOR APPROVAL BY THE CITY OF MARICOPA.



DETAIL NO.

MAR-705

SMALL WIRELESS FACILITIES ON PRIVATE MONO-POLES