



2021 Annual Activity Report

James Hughes, Chief of Police

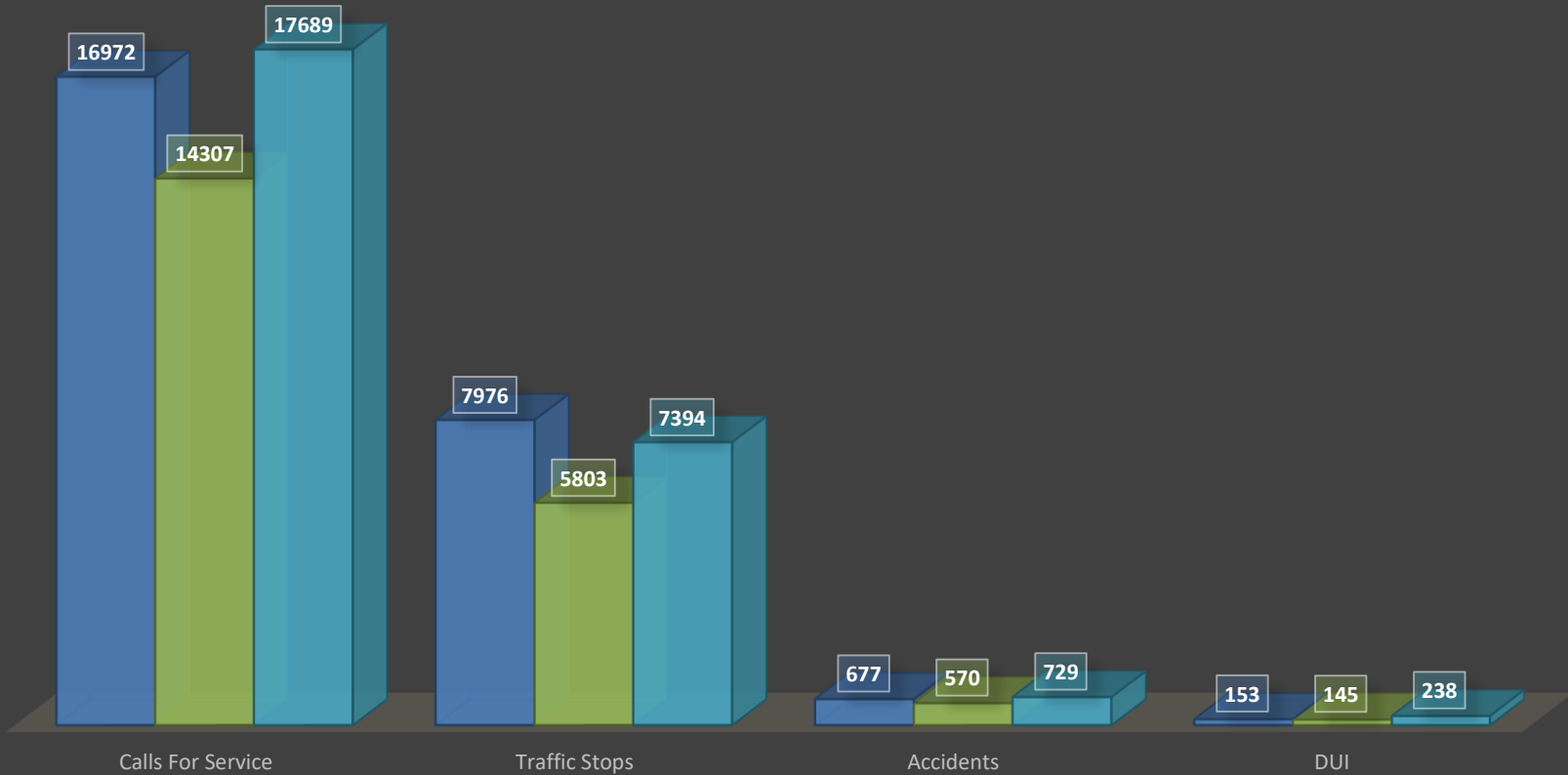
January 18, 2022



CALLS FOR SERVICE

CALL TYPES

■ 2019 ■ 2020 ■ 2021



2021 Part 1 Violent Crime

- Part 1 Violent Crime consists of Homicides, Rapes, Robberies and Aggravated Assaults.
- Homicides 2021 (1), 2020 (0)
- Rapes 2021 (3), 2020 (6)
- Robberies 2021 (6), 2020 (9)
- Agg. Assaults (106), 2020 (58)
- Total Increase of Violent crimes of 34

What Is MPD Doing about it

- Domestic Violence Awareness, educational material and PSA's, partnership with PCAO and Against Abuse.
- DV Detective provides follow up investigation and focuses on repeat offenders.
- DVRT/MPD Victim Advocate provides resources and referrals to victims of DV.



PART 1 Property Crime

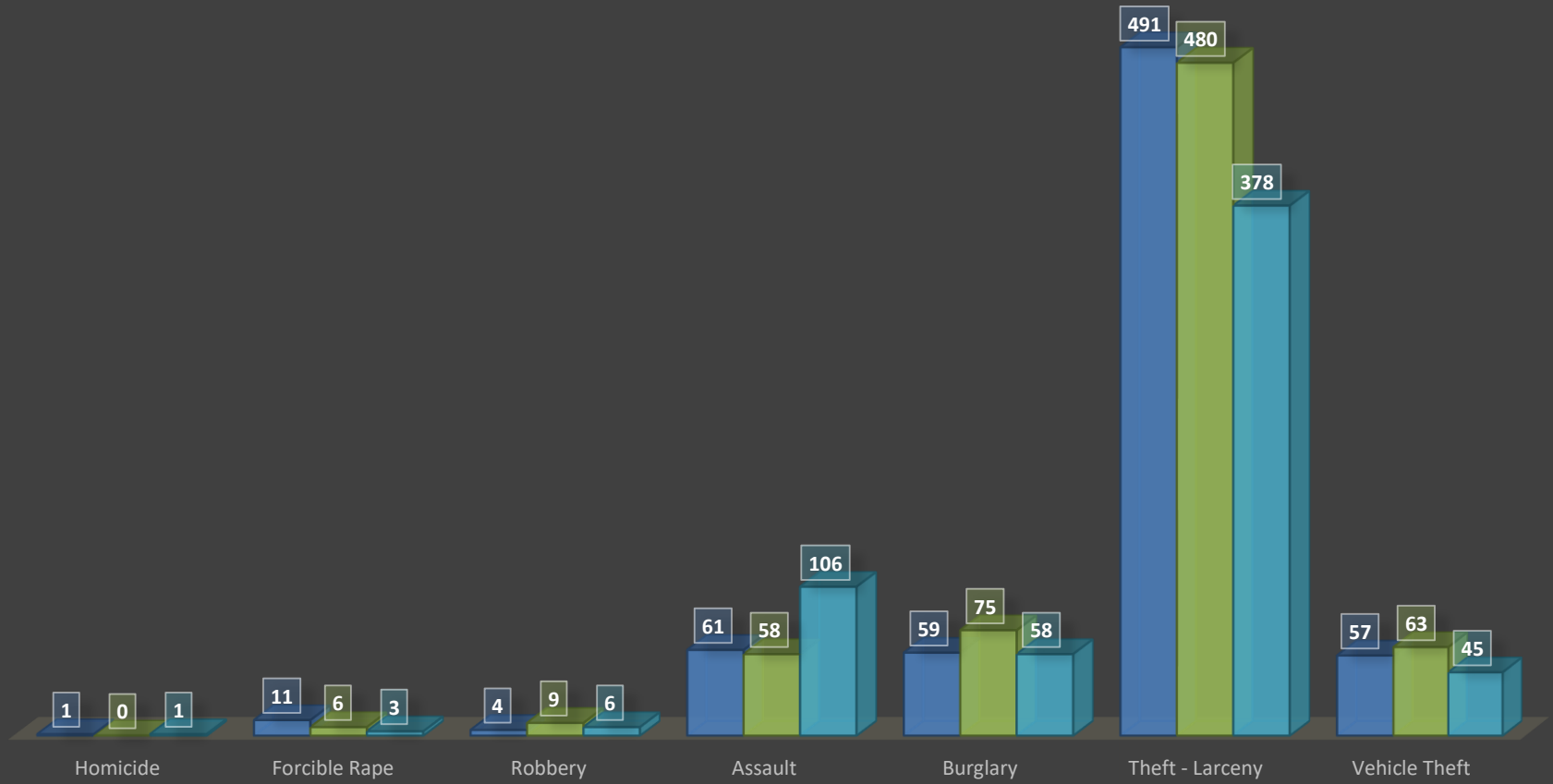
Part 1 Property Crime consists of Commercial Burglaries, Residential Burglaries, Theft, Theft from a Vehicle and Stolen Vehicles.

Comm. Burglary	2021 (16), 2020 (16)
Res. Burglary	2021 (41), 2020 (59)
Theft	2021 (292), 2020 (348)
Theft from veh.	2021 (93), 2020 (142)
Stolen MV's	2021 (45), 2020 (62)

PART 1 Crime

UCR REPORTED CRIMES

■ 2019 ■ 2020 ■ 2021



What is MPD Doing about it?

- Directed Patrols of construction sites.
- Dedicated Property Crime Detective.
- Crime Prevention Strategies and Technology.
- Intelligence Led Policing



Part 2 Crimes

- Part 2 Crimes consist of DUI, Assault, Disorderly Conduct, Drug Offenses, Fraud, Runaway JV's, Sex Offenses, Criminal Damage.
- Part 2 Crimes are minor related crimes and offenses. Many Part 2 crimes are not reported to MPD but addressed proactively by MPD Officers and Detectives.

Part 2 Crimes, continued

- DUI 2021 (239), 2020 (145)
- Assault 2021 (196), 2020 (156)
- Dis Con 2021 (165), 2020 (139)
- Drug Offenses (229), 2020 (210)

Part 2 Crimes, Continued

- Fraud 2021 (233), 2020 (196)
- Runaways 2021 (100), 2020 (65)
- Sex Offenses 2021 (128), 2020 (128)
- Criminal Damage 2021 (263), 2020 (259)
- All Other 2021 (514), 2020 (393)

UCR to NIBRS

- Federal Mandate
- MPD has updated our CAD/RMS
- What is NIBRS?
- How will it effect Maricopa?



Traffic Related Activites

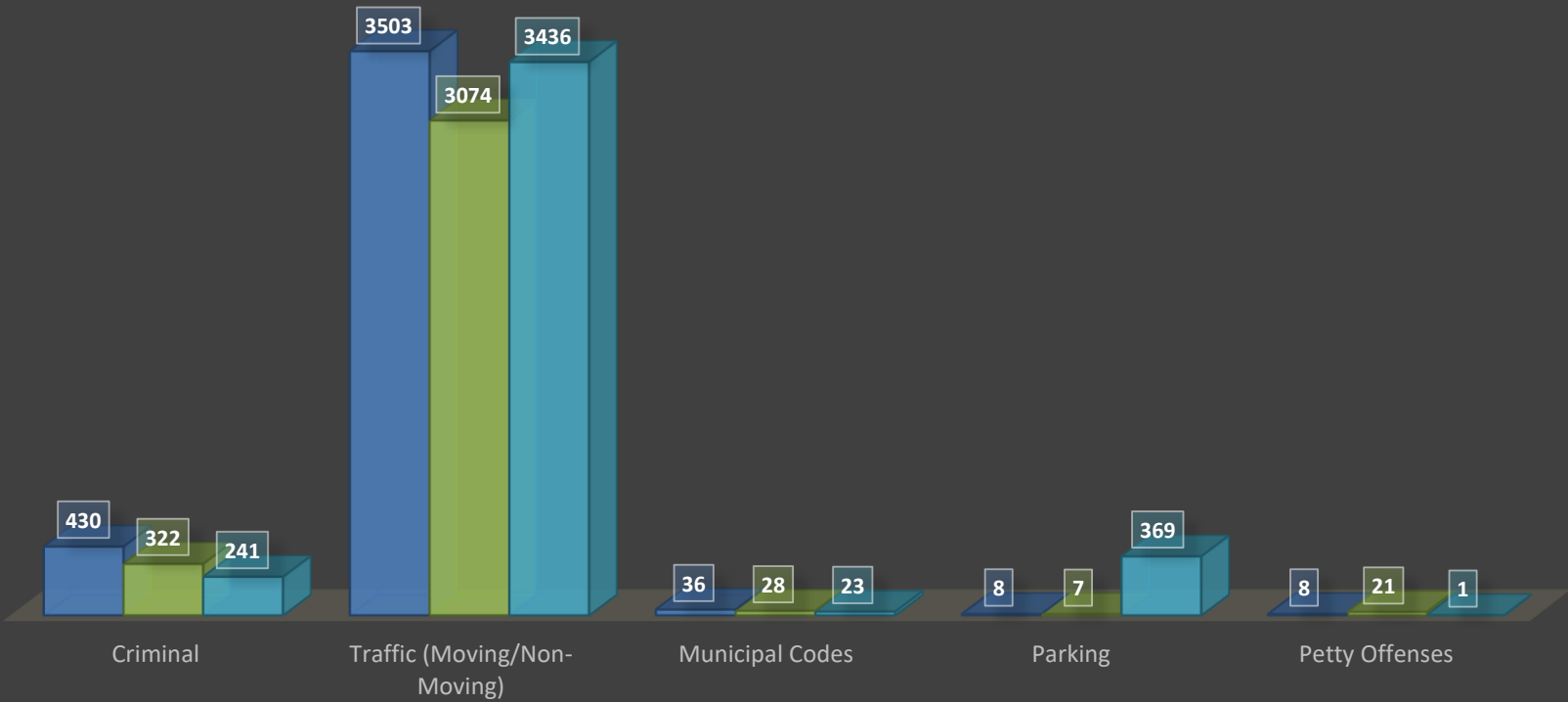
- Traffic Collisions 2021 (729), 2020 (570)
- Traffic Citations 2021 (3677), 2020 (3396)
- Traffic Stops 2021 (7394), 2020 (5803)
- Parking Citations 2021 (369), 2020 (7)



Traffic Related

CITATIONS

■ 2019 ■ 2020 ■ 2021



What is MPD Doing about the Traffic?

- Greater presence, increased the number of traffic stops and citations.
- Higher percentage of warnings to educate drivers
- Use of speed warning devices to inform drivers of their speeds.
- Partnering with neighborhoods.



2021 Use of Force

- In 2021 MPD used force at 17 incidents, in 2020 MPD used force 24 times
- Each use of force was sent to the use of force review board, all were found to be within state law and dept. policy
- Use of Taser (CEW) was the most used type of force (10), take down was second (4)
- MPD did not discharge a firearm in 2021



2021 Use of Force Demographics

- Gender 82% male, 18% female
- Use of Force by Race
 - White 52%
 - Black 18%
 - Hispanic 18%
 - Native 12%
 - Unknown 5%
 - Asian 0%
 - Pac. Isl 0%

2021 Police Pursuits

- MPD has a restrictive Pursuit Policy
- In 2021 MPD was involved in 1 Pursuit, in 2020 MPD was involved in 3 Pursuits.
- The single Pursuit in 2021 was found to be in violation of department policy.
- There were no pursuit related accidents in 2021.



Department Vehicle Collisions

- In 2021 MPD was involved in 3 collisions, compared to 7 collisions in 2020.
- Of the 3 collisions in 2021, two were found at fault and in violation of dept. policy.
- In 2019, MPD was involved in 13 collisions

Conclusion

- Part 1 crime is down by 40 crimes, this is a reduction of 13%
- Part 2 crime is up by 121 crimes, an increase of 31 %
- Use of Force by MPD is down by 30%
- Pursuits have decreased from 3 to 1.
- MPD related collisions have decreased from 7 to 3.

