SAN TRAVASA BTR

N WHITE AND PARKER RD & W SMITH ENKE RD
PHOTOMETRIC LIGHTING PLAN

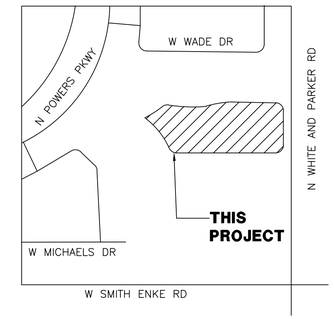

VICINITY MAP
N.T.S.

NORTH

CALCULATIONS

DRIVE AISLES & PARKING
1734 points
HORIZONTAL FOOTCANDLES

Average	1.11
Maximum	4.15
Minimum	0.13
Avg:Min	8.56
Max:Min	31.92
Coef Var	0.76

BOUNDARY LINE
419 points
HORIZONTAL FOOTCANDLES

Average	0.1
Maximum	1.6
Minimum	0.0
Avg:Min	N/A
Max:Min	N/A
Coef Var	3.33

WALKWAYS
1356 points
HORIZONTAL FOOTCANDLES

Average	1.2
Maximum	25.5
Minimum	0.1
Avg:Min	12.04
Max:Min	255.00
Coef Var	1.76

LANDSCAPE AREAS
154 points
HORIZONTAL FOOTCANDLES

Average	4.7
Maximum	51.7
Minimum	0.1
Avg:Min	47.36
Max:Min	517.00
Coef Var	2.21

LEGEND

263W T3 COURT LIGHT
candela file 'VUE-2-TT-80L-1-40K.IES'
1 lamp(s) per luminaire, photometry is absolute
Light Loss Factor = 0.900, watts per luminaire = 263
mounting height= 14 ft
number locations= 4, number luminaires= 4
kw all locations= 1.1

50W LED 5W AREA LIGHT
candela file 'PGR-1_T5W_32LC_3_3K.IES'
1 lamp(s) per luminaire, photometry is absolute
Light Loss Factor = 0.900, watts per luminaire = 35
mounting height= 14 ft
number locations= 60, number luminaires= 60
kw all locations= 2.1

25W RAMADA LIGHT
candela file 'VPF4_4FT_25W_40K_CLP.ies'
168 lamp(s) per luminaire, photometry is absolute
Light Loss Factor = 0.900, watts per luminaire = 27
mounting height= 8.5 ft
number locations= 3, number luminaires= 3
kw all locations= 0.1

25W CANOPY LIGHT
candela file 'CNC-E01-LED-E1-SQ.ies'
21 lamp(s) per luminaire, photometry is absolute
Light Loss Factor = 0.900, watts per luminaire = 25
mounting height= 8.5 ft
number locations= 42, number luminaires= 42
kw all locations= 1.0

19W LED BOLLARD
candela file 'rab03691.ies'
15 lamp(s) per luminaire, photometry is absolute
Light Loss Factor = 0.900, watts per luminaire = 18
mounting height= 3.6 ft
number locations= 72, number luminaires= 72
kw all locations= 1.3

GENERIC PORCH LIGHT
candela file 's19050042b-01 11A19DIM 830_IESNA95.IES'
1 lamp(s) per luminaire, 1150 initial lumens per lamp
Light Loss Factor = 0.900, watts per luminaire = 11
mounting height= 6.5 ft
number locations= 261, number luminaires= 261
kw all locations= 2.9

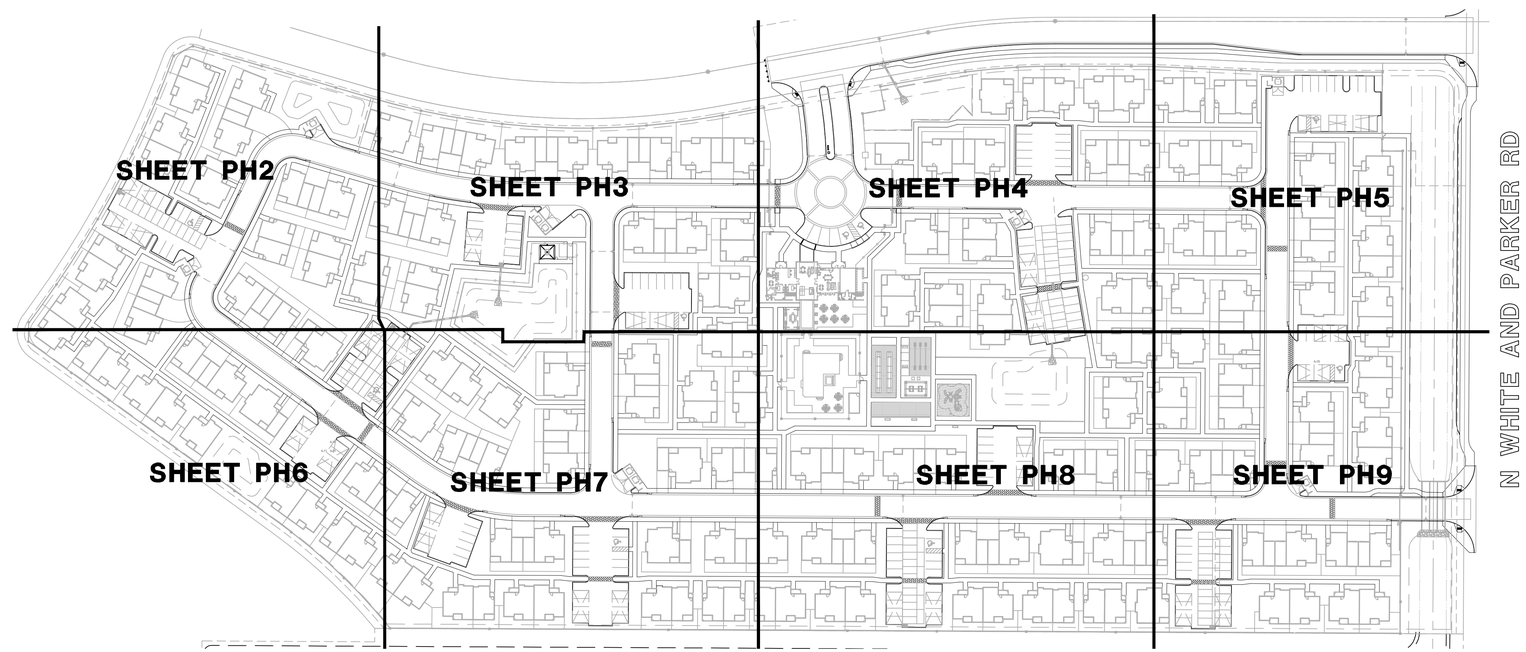

DEVELOPER

HILGART WILSON
2141 E. HIGHLAND AVE. STE. 250
PHOENIX, AZ 85016
PHONE: (602) 490-0535 EXT. 530
CONTACT: RYAN MORTILLARO, PE
EMAIL: RMORTILLARO@HILGARTWILSON.COM

ELECTRICAL ENGINEER

WRIGHT ENGINEERING CORPORATION
165 EAST CHILTON DRIVE
CHANDLER, AZ 85225
PHONE: (480) 497-5829
FAX: (480) 497-5807
CONTACT: CHRISTIAN LAURITZEN
EMAIL: CLAURITZEN@WRIGHTENGINEERING.US

SHEET INDEX

NORTH

GRAPHIC SCALE
80 40 0 40 80 160
1 INCH = 80 FEET

ARIZONA BLUE STAKE
CALL TWO WORKING DAYS BEFORE YOU DIG
Dial 811 or
602-263-1100
1-800-STAKE-IT
(OUTSIDE MARICOPA COUNTY)

WRIGHT engineering corporation
ELECTRICAL ENGINEERING AND DESIGN
165 EAST CHILTON DRIVE • CHANDLER, ARIZONA 85225
PHONE 480.497.5829 • FAX 480.497.5807

PHOTOMETRIC CALCULATION SHEET. FOR INFORMATION ONLY.

Registered Professional Engineer (Electrical)
Certificate No. 73954
JACOB BIELEFELDT
Date Signed 11-22-21
Expires 9-30-24

PROJECT NAME:
SAN TRAVASA BTR
N WHITE AND PARKER RD & W SMITH ENKE RD
PHOTOMETRIC LIGHTING PLAN

WRIGHT ENG.
PROJECT NO: **22615-PH**

DESIGN BY: CDL **PH1**

H:\2022\22615-San Travasa BTR\Photometrics\22615-PH.dwg

PHOTOMETRIC COVER SHEET

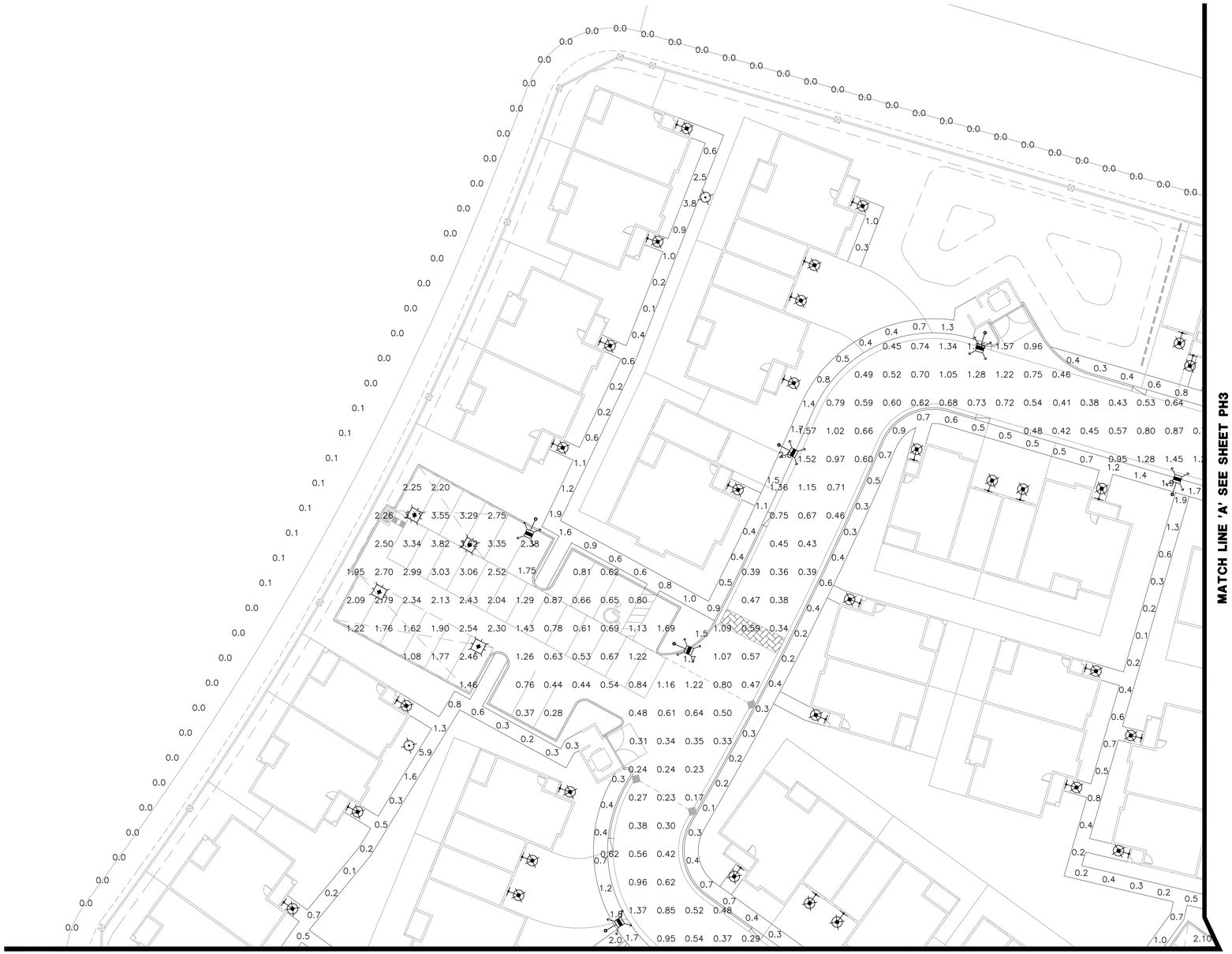

CALCULATIONS

DRIVE AISLES & PARKING
1734 points

HORIZONTAL FOOTCANDLES	
Average	1.11
Maximum	4.15
Minimum	0.13
Avg:Min	8.56
Max:Min	31.92
Coef Var	0.76

BOUNDARY LINE
419 points

HORIZONTAL FOOTCANDLES	
Average	0.1
Maximum	1.6
Minimum	0.0
Avg:Min	N/A
Max:Min	N/A
Coef Var	3.33

WALKWAYS
1356 points

HORIZONTAL FOOTCANDLES	
Average	1.2
Maximum	25.5
Minimum	0.1
Avg:Min	12.04
Max:Min	255.00
Coef Var	1.76

LANDSCAPE AREAS
154 points

HORIZONTAL FOOTCANDLES	
Average	4.7
Maximum	51.7
Minimum	0.1
Avg:Min	47.36
Max:Min	517.00
Coef Var	2.21

LEGEND

263W T3 COURT LIGHT
candela file 'VUE-2-TT-80L-1-40K.IES'
1 lamp(s) per luminaire, photometry is absolute
Light Loss Factor = 0.900, watts per luminaire = 263
mounting height= 14 ft
number locations= 4, number luminaires= 4
kw all locations= 1.1

50W LED 5W AREA LIGHT
candela file 'PGR-1_T5W_32LC_3_3K.IES'
1 lamp(s) per luminaire, photometry is absolute
Light Loss Factor = 0.900, watts per luminaire = 35
mounting height= 14 ft
number locations= 60, number luminaires= 60
kw all locations= 2.1

25W RAMADA LIGHT
candela file 'VPF4_4FT_25W_40K_CLP.ies'
168 lamp(s) per luminaire, photometry is absolute
Light Loss Factor = 0.900, watts per luminaire = 27
mounting height= 8.5 ft
number locations= 3, number luminaires= 3
kw all locations= 0.1

25W CANOPY LIGHT
candela file 'CNC-E01-LED-E1-SQ.ies'
21 lamp(s) per luminaire, photometry is absolute
Light Loss Factor = 0.900, watts per luminaire = 25
mounting height= 8.5 ft
number locations= 42, number luminaires= 42
kw all locations= 1.0

19W LED BOLLARD
candela file 'rab03691.ies'
15 lamp(s) per luminaire, photometry is absolute
Light Loss Factor = 0.900, watts per luminaire = 18
mounting height= 3.6 ft
number locations= 72, number luminaires= 72
kw all locations= 1.3

GENERIC PORCH LIGHT
candela file 's19050042b-01 11A19DIM 830_IESNA95.IES'
1 lamp(s) per luminaire, 1150 initial lumens per lamp
Light Loss Factor = 0.900, watts per luminaire = 11
mounting height= 6.5 ft
number locations= 261, number luminaires= 261
kw all locations= 2.9

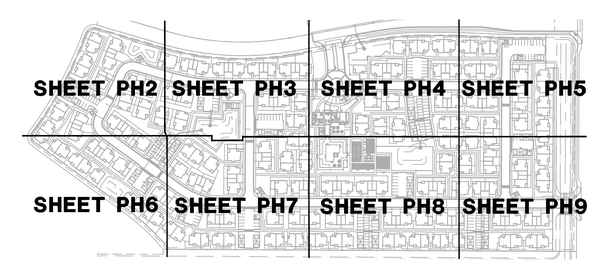

GRAPHIC SCALE
20 10 0 10 20 40
1 INCH = 20 FEET

NORTH

ARIZONA BLUE STAKE
CALL TWO WORKING DAYS BEFORE YOU DIG
Dial 811 or
602-263-1100
1-800-STAKE-IT
(OUTSIDE MARICOPA COUNTY)

WRIGHT engineering corporation
ELECTRICAL ENGINEERING AND DESIGN
165 EAST CHILTON DRIVE • CHANDLER, ARIZONA 85225
PHONE 480.497.5829 • FAX 480.497.5807

PHOTOMETRIC CALCULATION SHEET. FOR INFORMATION ONLY.

Registered Professional Engineer (Electrical)
Certificate No. 73954
JACOB BIELEFELDT
Date Signed 9-27-2021
Expires 9/30/24

PROJECT NAME:
SAN TRAVASA BTR
N WHITE AND PARKER RD & W SMITH ENKE RD
PHOTOMETRIC LIGHTING PLAN

WRIGHT ENG.
PROJECT NO: **22615-PH**

DESIGN BY: CDL **PH2**

H:\2022\22615-San Travaso BTR\Photometrics\22615-PH.dwg

PHOTOMETRIC CALCULATIONS

CALCULATIONS

DRIVE AISLES & PARKING
1734 points

HORIZONTAL FOOTCANDLES	
Average	1.11
Maximum	4.15
Minimum	0.13
Avg:Min	8.56
Max:Min	31.92
Coef Var	0.76

BOUNDARY LINE
419 points

HORIZONTAL FOOTCANDLES	
Average	0.1
Maximum	1.6
Minimum	0.0
Avg:Min	N/A
Max:Min	N/A
Coef Var	3.33

WALKWAYS
1356 points

HORIZONTAL FOOTCANDLES	
Average	1.2
Maximum	25.5
Minimum	0.1
Avg:Min	12.04
Max:Min	255.00
Coef Var	1.76

LANDSCAPE AREAS
154 points

HORIZONTAL FOOTCANDLES	
Average	4.7
Maximum	51.7
Minimum	0.1
Avg:Min	47.36
Max:Min	517.00
Coef Var	2.21

LEGEND

263W T3 COURT LIGHT
candela file 'VUE-2-TT-80L-1-40K.IES'
1 lamp(s) per luminaire, photometry is absolute
Light Loss Factor = 0.900, watts per luminaire = 263
mounting height= 14 ft
number locations= 4, number luminaires= 4
kw all locations= 1.1

50W LED 5W AREA LIGHT
candela file 'PGR-1_T5W_32LC_3_3K.IES'
1 lamp(s) per luminaire, photometry is absolute
Light Loss Factor = 0.900, watts per luminaire = 35
mounting height= 14 ft
number locations= 60, number luminaires= 60
kw all locations= 2.1

25W RAMADA LIGHT
candela file 'VPF4_4FT_25W_40K_CLP.ies'
168 lamp(s) per luminaire, photometry is absolute
Light Loss Factor = 0.900, watts per luminaire = 27
mounting height= 8.5 ft
number locations= 3, number luminaires= 3
kw all locations= 0.1

25W CANOPY LIGHT
candela file 'CNC-E01-LED-E1-SQ.ies'
21 lamp(s) per luminaire, photometry is absolute
Light Loss Factor = 0.900, watts per luminaire = 25
mounting height= 8.5 ft
number locations= 42, number luminaires= 42
kw all locations= 1.0

19W LED BOLLARD
candela file 'rab03691.ies'
15 lamp(s) per luminaire, photometry is absolute
Light Loss Factor = 0.900, watts per luminaire = 18
mounting height= 3.6 ft
number locations= 72, number luminaires= 72
kw all locations= 1.3

GENERIC PORCH LIGHT
candela file 's19050042b-01 11A19DIM 830_IESNA95.IES'
1 lamp(s) per luminaire, 1150 initial lumens per lamp
Light Loss Factor = 0.900, watts per luminaire = 11
mounting height= 6.5 ft
number locations= 261, number luminaires= 261
kw all locations= 2.9

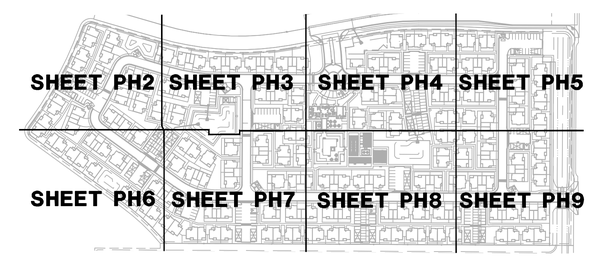

PHOTOMETRIC CALCULATIONS

GRAPHIC SCALE
20 10 0 10 20 40
1 INCH = 20 FEET

NORTH

ARIZONA BLUE STAKE
CALL TWO WORKING DAYS BEFORE YOU DIG
Dial 811 or
602-263-1100
1-800-STAKE-IT
(OUTSIDE MARICOPA COUNTY)

WRIGHT engineering corporation
ELECTRICAL ENGINEERING AND DESIGN
165 EAST CHILTON DRIVE • CHANDLER, ARIZONA 85225
PHONE 480.497.5829 • FAX 480.497.5807

PHOTOMETRIC CALCULATION SHEET. FOR INFORMATION ONLY.

Registered Professional Engineer (Electrical)
Certificate No. 73954
JACOB BIELEFELDT
Date Signed 11-30-23
Expires 9-30-24

PROJECT NAME:
SAN TRAVASA BTR
N WHITE AND PARKER RD & W SMITH ENKE RD
PHOTOMETRIC LIGHTING PLAN

WRIGHT ENG.
PROJECT NO: **22615-PH**

DESIGN BY: CDL **PH3**

H:\2022\22615-San Travasa BTR\Photometrics\22615-PH.dwg

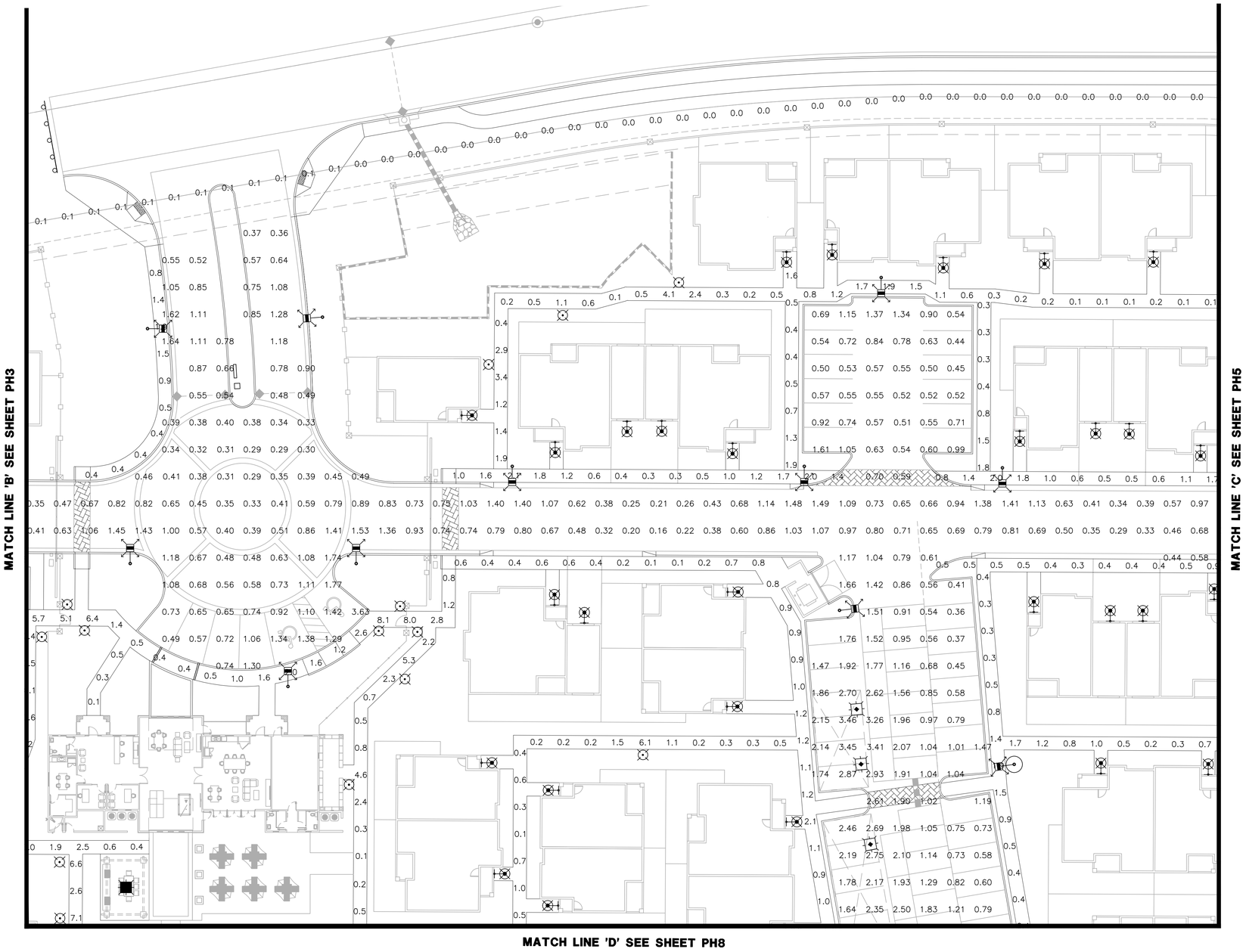

CALCULATIONS

DRIVE AISLES & PARKING
1734 points

HORIZONTAL FOOTCANDLES	
Average	1.11
Maximum	4.15
Minimum	0.13
Avg:Min	8.56
Max:Min	31.92
Coef Var	0.76

BOUNDARY LINE
419 points

HORIZONTAL FOOTCANDLES	
Average	0.1
Maximum	1.6
Minimum	0.0
Avg:Min	N/A
Max:Min	N/A
Coef Var	3.33

WALKWAYS
1356 points

HORIZONTAL FOOTCANDLES	
Average	1.2
Maximum	25.5
Minimum	0.1
Avg:Min	12.04
Max:Min	255.00
Coef Var	1.76

LANDSCAPE AREAS
154 points

HORIZONTAL FOOTCANDLES	
Average	4.7
Maximum	51.7
Minimum	0.1
Avg:Min	47.36
Max:Min	517.00
Coef Var	2.21

LEGEND

263W T3 COURT LIGHT
candela file 'VUE-2-TT-80L-1-40K.IES'
1 lamp(s) per luminaire, photometry is absolute
Light Loss Factor = 0.900, watts per luminaire = 263
mounting height= 14 ft
number locations= 4, number luminaires= 4
kw all locations= 1.1

50W LED 5W AREA LIGHT
candela file 'PGR-1_T5W_32LC_3_3K.IES'
1 lamp(s) per luminaire, photometry is absolute
Light Loss Factor = 0.900, watts per luminaire = 35
mounting height= 14 ft
number locations= 60, number luminaires= 60
kw all locations= 2.1

25W RAMADA LIGHT
candela file 'VPF4_4FT_25W_40K_CLP.ies'
168 lamp(s) per luminaire, photometry is absolute
Light Loss Factor = 0.900, watts per luminaire = 27
mounting height= 8.5 ft
number locations= 3, number luminaires= 3
kw all locations= 0.1

25W CANOPY LIGHT
candela file 'CNC-E01-LED-E1-SQ.ies'
21 lamp(s) per luminaire, photometry is absolute
Light Loss Factor = 0.900, watts per luminaire = 25
mounting height= 8.5 ft
number locations= 42, number luminaires= 42
kw all locations= 1.0

19W LED BOLLARD
candela file 'rab03691.ies'
15 lamp(s) per luminaire, photometry is absolute
Light Loss Factor = 0.900, watts per luminaire = 18
mounting height= 3.6 ft
number locations= 72, number luminaires= 72
kw all locations= 1.3

GENERIC PORCH LIGHT
candela file 's19050042b-01 11A19DIM 830_IESNA95.IES'
1 lamp(s) per luminaire, 1150 initial lumens per lamp
Light Loss Factor = 0.900, watts per luminaire = 11
mounting height= 6.5 ft
number locations= 261, number luminaires= 261
kw all locations= 2.9

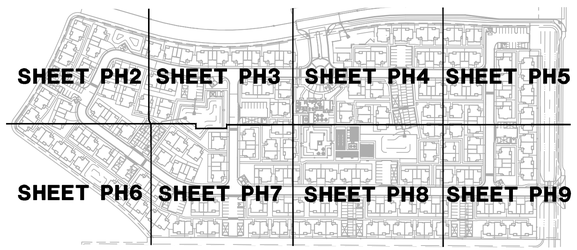

PHOTOMETRIC CALCULATIONS

GRAPHIC SCALE
20 10 0 10 20 40
1 INCH = 20 FEET

NORTH

ARIZONA BLUE STAKE
CALL TWO WORKING DAYS BEFORE YOU DIG
Dial 811 or
602-263-1100
1-800-STAKE-IT
(OUTSIDE MARICOPA COUNTY)

WRIGHT engineering corporation
ELECTRICAL ENGINEERING AND DESIGN
165 EAST CHILTON DRIVE • CHANDLER, ARIZONA 85225
PHONE 480.497.5829 • FAX 480.497.5807

PHOTOMETRIC CALCULATION SHEET. FOR INFORMATION ONLY.

Registered Professional Engineer (Electrical)
Certificate No. 73954
JACOB BIELEFELDT
Date Signed 9-27-2022
Expires 9/30-24

PROJECT NAME:
SAN TRAVASA BTR
N WHITE AND PARKER RD & W SMITH ENKE RD
PHOTOMETRIC LIGHTING PLAN

WRIGHT ENG.
PROJECT NO: **22615-PH**

DESIGN BY: CDL **PH4**

H:\2022\22615-San Travasa BTR\Photometrics\22615-PH.dwg

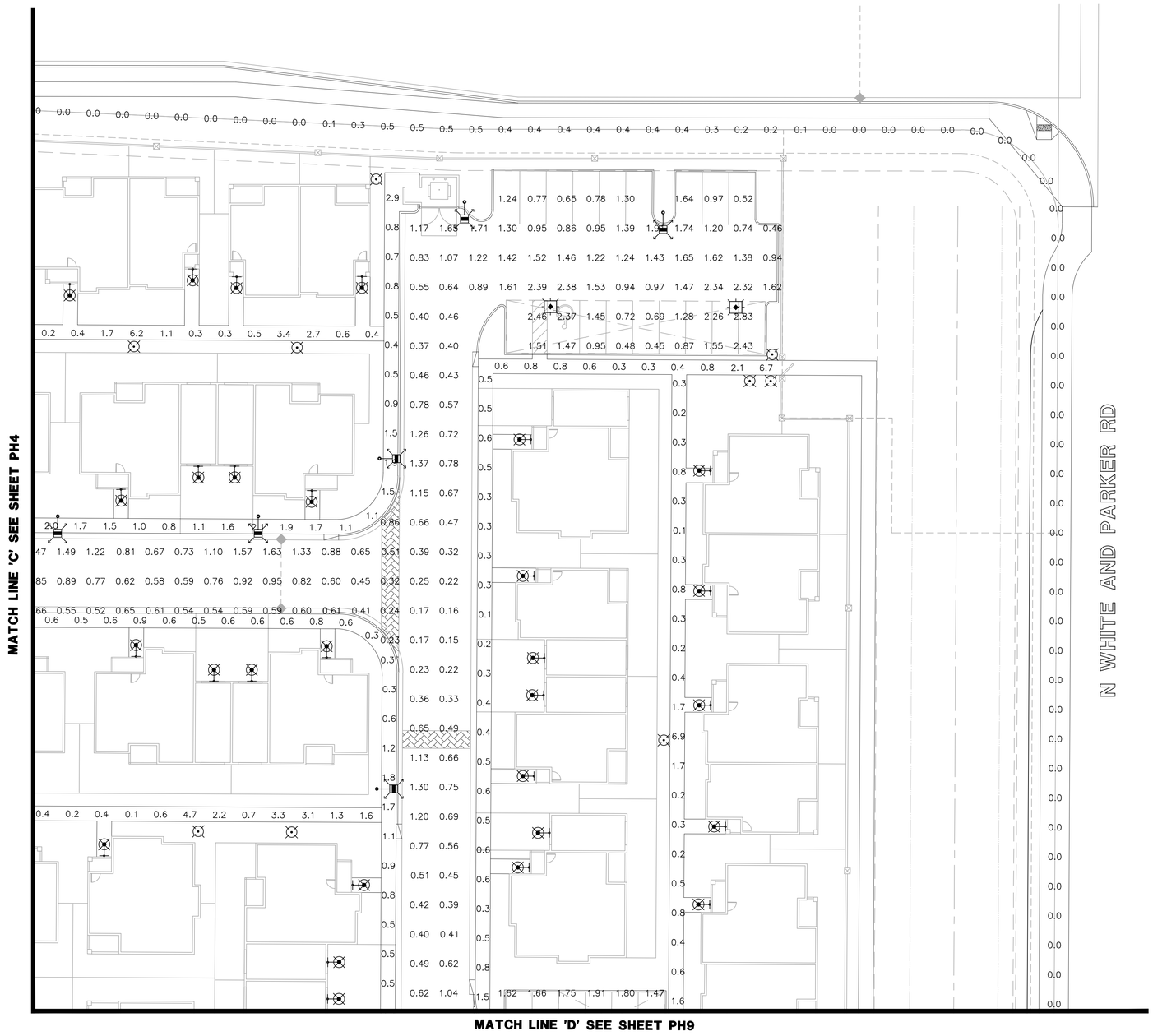

CALCULATIONS

DRIVE AISLES & PARKING
1734 points

HORIZONTAL FOOTCANDLES	
Average	1.11
Maximum	4.15
Minimum	0.13
Avg:Min	8.56
Max:Min	31.92
Coef Var	0.76

BOUNDARY LINE
419 points

HORIZONTAL FOOTCANDLES	
Average	0.1
Maximum	1.6
Minimum	0.0
Avg:Min	N/A
Max:Min	N/A
Coef Var	3.33

WALKWAYS
1356 points

HORIZONTAL FOOTCANDLES	
Average	1.2
Maximum	25.5
Minimum	0.1
Avg:Min	12.04
Max:Min	255.00
Coef Var	1.76

LANDSCAPE AREAS
154 points

HORIZONTAL FOOTCANDLES	
Average	4.7
Maximum	51.7
Minimum	0.1
Avg:Min	47.36
Max:Min	517.00
Coef Var	2.21

LEGEND

263W T3 COURT LIGHT
candela file 'VUE-2-TT-80L-1-40K.IES'
1 lamp(s) per luminaire, photometry is absolute
Light Loss Factor = 0.900, watts per luminaire = 263
mounting height= 14 ft
number locations= 4, number luminaires= 4
kw all locations= 1.1

50W LED 5W AREA LIGHT
candela file 'PGR-1_T5W_32LC_3_3K.IES'
1 lamp(s) per luminaire, photometry is absolute
Light Loss Factor = 0.900, watts per luminaire = 35
mounting height= 14 ft
number locations= 60, number luminaires= 60
kw all locations= 2.1

25W RAMADA LIGHT
candela file 'VPF4_4FT_25W_40K_CLP.ies'
168 lamp(s) per luminaire, photometry is absolute
Light Loss Factor = 0.900, watts per luminaire = 27
mounting height= 8.5 ft
number locations= 3, number luminaires= 3
kw all locations= 0.1

25W CANOPY LIGHT
candela file 'CNC-E01-LED-E1-SQ.ies'
21 lamp(s) per luminaire, photometry is absolute
Light Loss Factor = 0.900, watts per luminaire = 25
mounting height= 8.5 ft
number locations= 42, number luminaires= 42
kw all locations= 1.0

19W LED BOLLARD
candela file 'rab03691.ies'
15 lamp(s) per luminaire, photometry is absolute
Light Loss Factor = 0.900, watts per luminaire = 18
mounting height= 3.6 ft
number locations= 72, number luminaires= 72
kw all locations= 1.3

GENERIC PORCH LIGHT
candela file 's19050042b-01 11A19DIM 830_IESNA95.IES'
1 lamp(s) per luminaire, 1150 initial lumens per lamp
Light Loss Factor = 0.900, watts per luminaire = 11
mounting height= 6.5 ft
number locations= 261, number luminaires= 261
kw all locations= 2.9

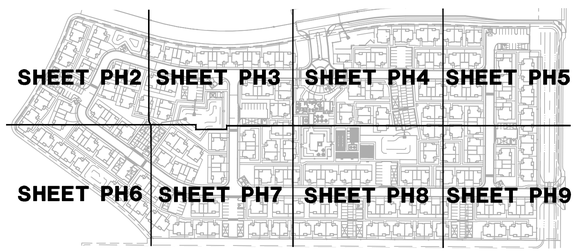

PHOTOMETRIC CALCULATIONS

GRAPHIC SCALE
20 10 0 10 20 40
1 INCH = 20 FEET

NORTH

ARIZONA BLUE STAKE
CALL TWO WORKING DAYS BEFORE YOU DIG
Dial 811 or
602-263-1100
1-800-STAKE-IT
(OUTSIDE MARICOPA COUNTY)

WRIGHT engineering corporation
ELECTRICAL ENGINEERING AND DESIGN
165 EAST CHILTON DRIVE • CHANDLER, ARIZONA 85225
PHONE 480.497.5829 • FAX 480.497.5807

PHOTOMETRIC CALCULATION SHEET. FOR INFORMATION ONLY.

Registered Professional Engineer (Electrical)
Certificate No. 73954
JACOB BIELEFELDT
Date Signed 9-27-2022
Expires 9-30-24

PROJECT NAME:
SAN TRAVASA BTR
N WHITE AND PARKER RD & W SMITH ENKE RD
PHOTOMETRIC LIGHTING PLAN

WRIGHT ENG.
PROJECT NO: **22615-PH**

DESIGN BY: CDL **PH5**

H:\2022\22615-San Travasa BTR\Photometrics\22615-PH.dwg

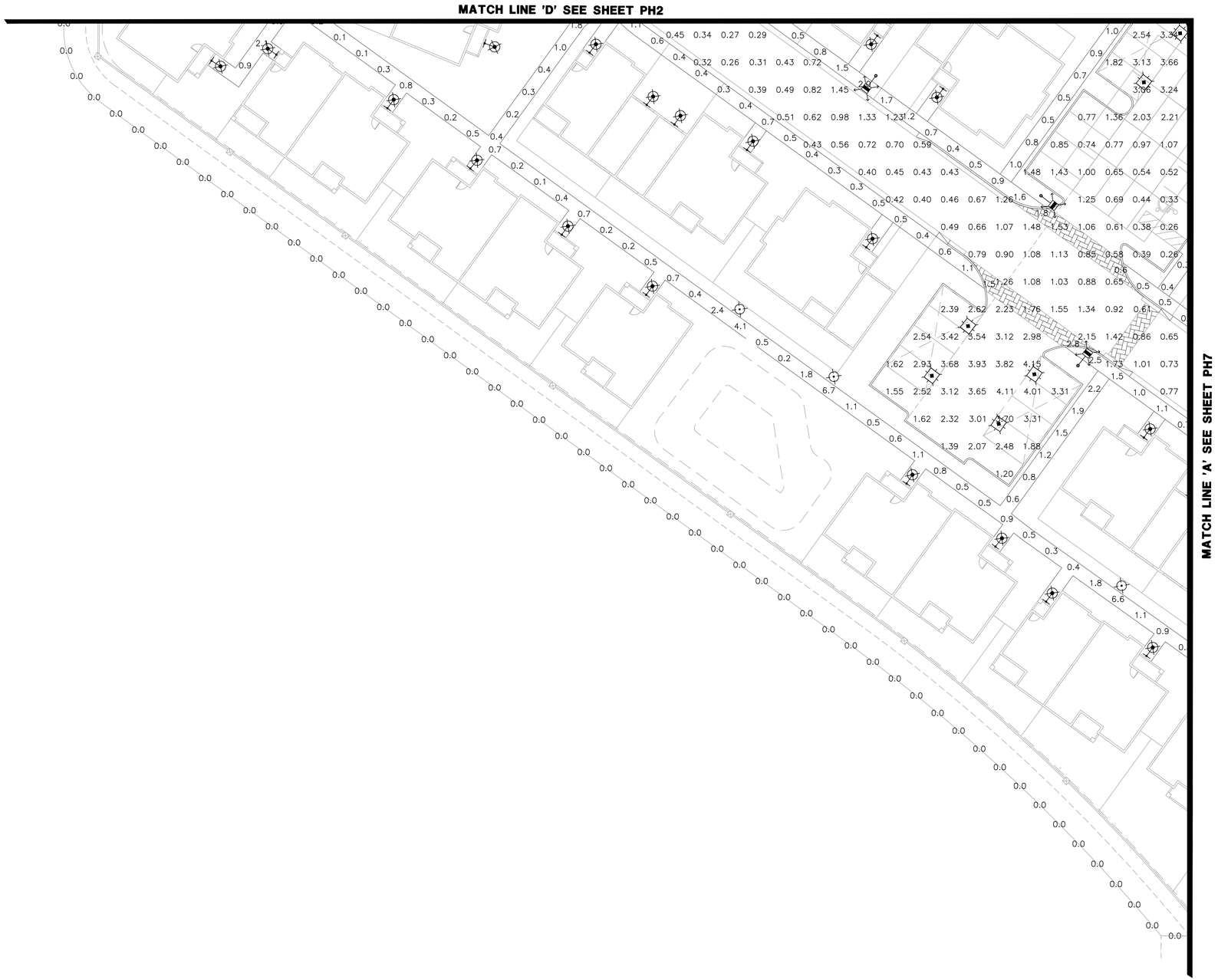

CALCULATIONS

DRIVE AISLES & PARKING	
1734 points	
HORIZONTAL FOOTCANDLES	
Average	1.11
Maximum	4.15
Minimum	0.13
Avg:Min	8.56
Max:Min	31.92
Coef Var	0.76

BOUNDARY LINE	
419 points	
HORIZONTAL FOOTCANDLES	
Average	0.1
Maximum	1.6
Minimum	0.0
Avg:Min	N/A
Max:Min	N/A
Coef Var	3.33

WALKWAYS	
1356 points	
HORIZONTAL FOOTCANDLES	
Average	1.2
Maximum	25.5
Minimum	0.1
Avg:Min	12.04
Max:Min	255.00
Coef Var	1.76

LANDSCAPE AREAS	
154 points	
HORIZONTAL FOOTCANDLES	
Average	4.7
Maximum	51.7
Minimum	0.1
Avg:Min	47.36
Max:Min	517.00
Coef Var	2.21

LEGEND

263W T3 COURT LIGHT
candela file 'VUE-2-TT-80L-1-40K.IES'
1 lamp(s) per luminaire, photometry is absolute
Light Loss Factor = 0.900, watts per luminaire = 263
mounting height= 14 ft
number locations= 4, number luminaires= 4
kw all locations= 1.1

50W LED 5W AREA LIGHT
candela file 'PGR-1_T5W_32LC_3_3K.IES'
1 lamp(s) per luminaire, photometry is absolute
Light Loss Factor = 0.900, watts per luminaire = 35
mounting height= 14 ft
number locations= 60, number luminaires= 60
kw all locations= 2.1

25W RAMADA LIGHT
candela file 'VPF4_4FT_25W_40K_CLP.ies'
168 lamp(s) per luminaire, photometry is absolute
Light Loss Factor = 0.900, watts per luminaire = 27
mounting height= 8.5 ft
number locations= 3, number luminaires= 3
kw all locations= 0.1

25W CANOPY LIGHT
candela file 'CNC-E01-LED-E1-SQ.ies'
21 lamp(s) per luminaire, photometry is absolute
Light Loss Factor = 0.900, watts per luminaire = 25
mounting height= 8.5 ft
number locations= 42, number luminaires= 42
kw all locations= 1.0

19W LED BOLLARD
candela file 'rab03691.ies'
15 lamp(s) per luminaire, photometry is absolute
Light Loss Factor = 0.900, watts per luminaire = 18
mounting height= 3.6 ft
number locations= 72, number luminaires= 72
kw all locations= 1.3

GENERIC PORCH LIGHT
candela file 's19050042b-01_11A19DIM_830_IESNA95.IES'
1 lamp(s) per luminaire, 1150 initial lumens per lamp
Light Loss Factor = 0.900, watts per luminaire = 11
mounting height= 6.5 ft
number locations= 261, number luminaires= 261
kw all locations= 2.9

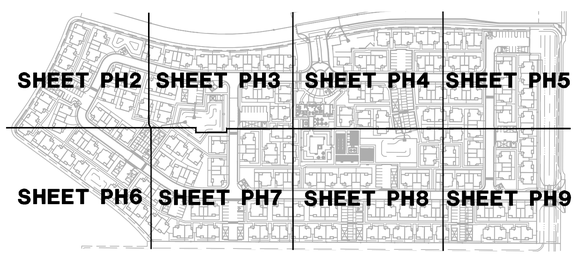

GRAPHIC SCALE
20 10 0 10 20 40
1 INCH = 20 FEET

NORTH

ARIZONA BLUE STAKE
CALL TWO WORKING DAYS BEFORE YOU DIG
Dial 811 or
602-263-1100
1-800-STAKE-IT
(OUTSIDE MARICOPA COUNTY)

WRIGHT engineering corporation
ELECTRICAL ENGINEERING AND DESIGN
165 EAST CHILTON DRIVE • CHANDLER, ARIZONA 85225
PHONE 480.497.5829 • FAX 480.497.5807

PHOTOMETRIC CALCULATION SHEET. FOR INFORMATION ONLY.

Registered Professional Engineer (Electrical)
Certificate No. 73954
JACOB BIELEFELDT
Date Signed 11-17-2021
Expires 9-30-24

PROJECT NAME:
SAN TRAVASA BTR
N WHITE AND PARKER RD & W SMITH ENKE RD
PHOTOMETRIC LIGHTING PLAN

WRIGHT ENG.
PROJECT NO: **22615-PH**

DESIGN BY: CDL **PH6**

H:\2022\22615-San Travasa BTR\Photometrics\22615-PH.dwg

PHOTOMETRIC CALCULATIONS

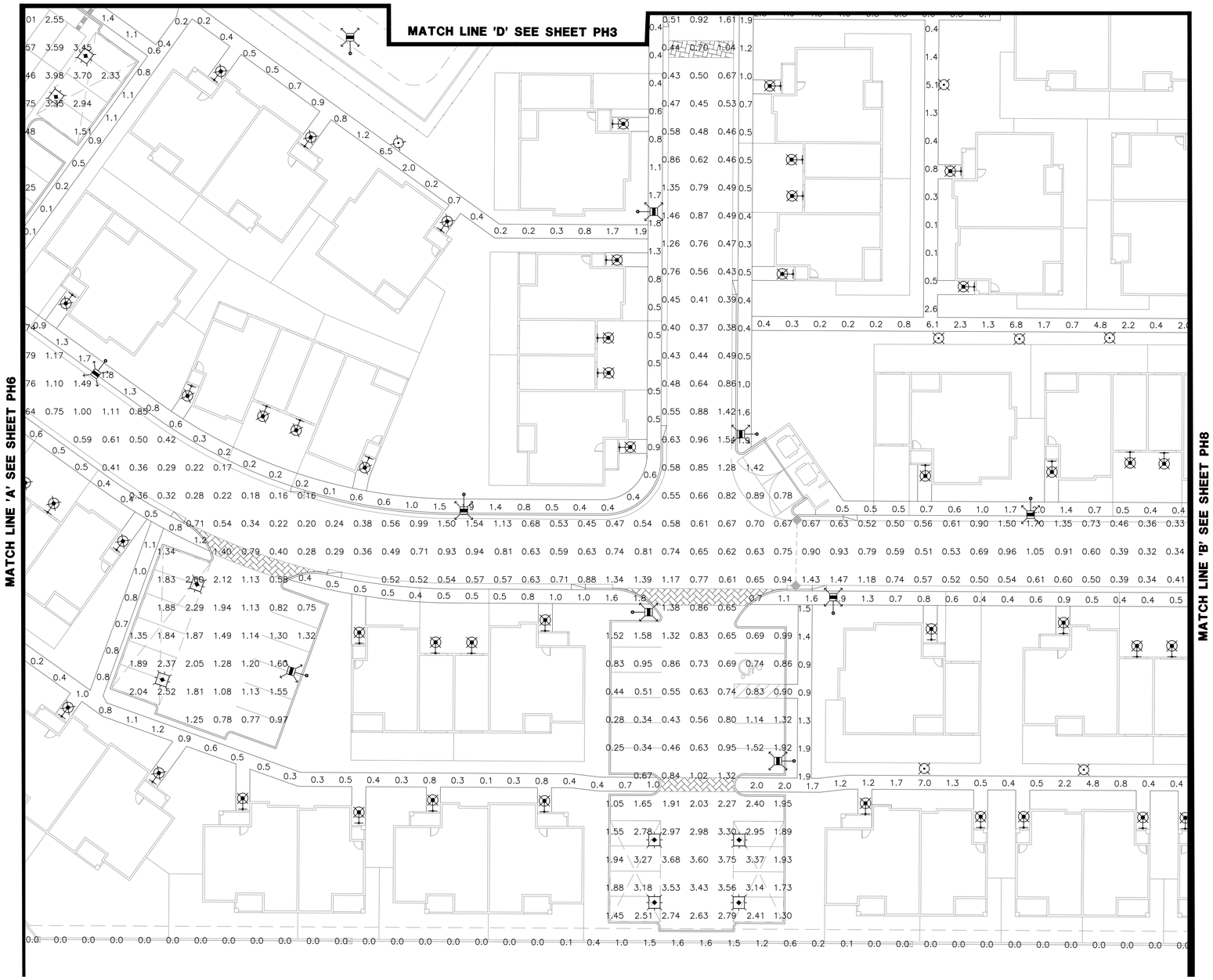

CALCULATIONS

DRIVE AISLES & PARKING
1734 points

HORIZONTAL FOOTCANDLES	
Average	1.11
Maximum	4.15
Minimum	0.13
Avg:Min	8.56
Max:Min	31.92
Coef Var	0.76

BOUNDARY LINE
419 points

HORIZONTAL FOOTCANDLES	
Average	0.1
Maximum	1.6
Minimum	0.0
Avg:Min	N/A
Max:Min	N/A
Coef Var	3.33

WALKWAYS
1356 points

HORIZONTAL FOOTCANDLES	
Average	1.2
Maximum	25.5
Minimum	0.1
Avg:Min	12.04
Max:Min	255.00
Coef Var	1.76

LANDSCAPE AREAS
154 points

HORIZONTAL FOOTCANDLES	
Average	4.7
Maximum	51.7
Minimum	0.1
Avg:Min	47.36
Max:Min	517.00
Coef Var	2.21

LEGEND

263W T3 COURT LIGHT
candela file 'VUE-2-TT-80L-1-40K.IES'
1 lamp(s) per luminaire, photometry is absolute
Light Loss Factor = 0.900, watts per luminaire = 263
mounting height= 14 ft
number locations= 4, number luminaires= 4
kw all locations= 1.1

50W LED 5W AREA LIGHT
candela file 'PGR-1_T5W_32LC_3_3K.IES'
1 lamp(s) per luminaire, photometry is absolute
Light Loss Factor = 0.900, watts per luminaire = 35
mounting height= 14 ft
number locations= 60, number luminaires= 60
kw all locations= 2.1

25W RAMADA LIGHT
candela file 'VPF4_4FT_25W_40K_CLP.ies'
168 lamp(s) per luminaire, photometry is absolute
Light Loss Factor = 0.900, watts per luminaire = 27
mounting height= 8.5 ft
number locations= 3, number luminaires= 3
kw all locations= 0.1

25W CANOPY LIGHT
candela file 'CNC-E01-LED-E1-SQ.ies'
21 lamp(s) per luminaire, photometry is absolute
Light Loss Factor = 0.900, watts per luminaire = 25
mounting height= 8.5 ft
number locations= 42, number luminaires= 42
kw all locations= 1.0

19W LED BOLLARD
candela file 'rab03691.ies'
15 lamp(s) per luminaire, photometry is absolute
Light Loss Factor = 0.900, watts per luminaire = 18
mounting height= 3.6 ft
number locations= 72, number luminaires= 72
kw all locations= 1.3

GENERIC PORCH LIGHT
candela file 's19050042b-01 11A19DIM 830_IESNA95.IES'
1 lamp(s) per luminaire, 1150 initial lumens per lamp
Light Loss Factor = 0.900, watts per luminaire = 11
mounting height= 6.5 ft
number locations= 261, number luminaires= 261
kw all locations= 2.9

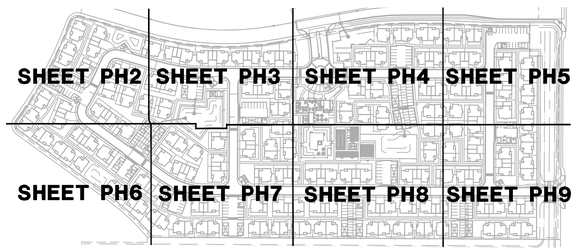

PHOTOMETRIC CALCULATIONS

GRAPHIC SCALE
20 10 0 10 20 40
1 INCH = 20 FEET

NORTH

ARIZONA BLUE STAKE
CALL TWO WORKING DAYS BEFORE YOU DIG
Dial 811 or
602-263-1100
1-800-STAKE-IT
(OUTSIDE MARICOPA COUNTY)

WRIGHT engineering corporation
ELECTRICAL ENGINEERING AND DESIGN
165 EAST CHILTON DRIVE • CHANDLER, ARIZONA 85225
PHONE 480.497.5829 • FAX 480.497.5807

PHOTOMETRIC CALCULATION SHEET. FOR INFORMATION ONLY.

Registered Professional Engineer (Electrical)
Certificate No. 73954
JACOB BIELEFELDT
Date Signed 9-27-2022
Expires 9/30/24

PROJECT NAME:
SAN TRAVASA BTR
N WHITE AND PARKER RD & W SMITH ENKE RD
PHOTOMETRIC LIGHTING PLAN

WRIGHT ENG.
PROJECT NO: **22615-PH**

DESIGN BY: CDL **PH7**

H:\2022\22615-San Travasa BTR\Photometrics\22615-PH.dwg

MATCH LINE 'D' SEE SHEET PH4

MATCH LINE 'B' SEE SHEET PH7

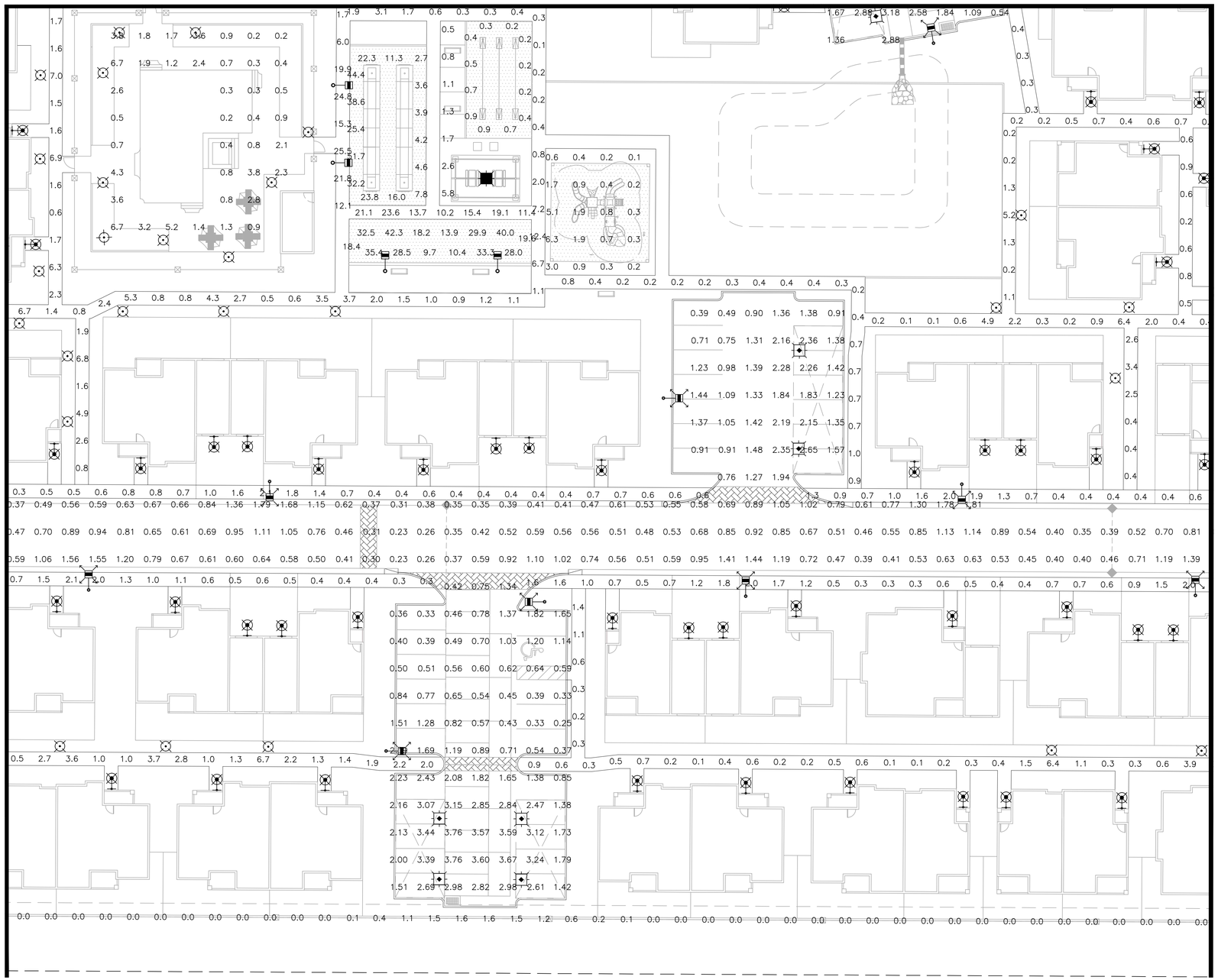

MATCH LINE 'C' SEE SHEET PH9

CALCULATIONS

DRIVE AISLES & PARKING
1734 points
HORIZONTAL FOOTCANDLES

Average	1.11
Maximum	4.15
Minimum	0.13
Avg:Min	8.56
Max:Min	31.92
Coef Var	0.76

BOUNDARY LINE
419 points
HORIZONTAL FOOTCANDLES

Average	0.1
Maximum	1.6
Minimum	0.0
Avg:Min	N/A
Max:Min	N/A
Coef Var	3.33

WALKWAYS
1356 points
HORIZONTAL FOOTCANDLES

Average	1.2
Maximum	25.5
Minimum	0.1
Avg:Min	12.04
Max:Min	255.00
Coef Var	1.76

LANDSCAPE AREAS
154 points
HORIZONTAL FOOTCANDLES

Average	4.7
Maximum	51.7
Minimum	0.1
Avg:Min	47.36
Max:Min	517.00
Coef Var	2.21

LEGEND

263W T3 COURT LIGHT
candela file 'VUE-2-TT-80L-1-40K.IES'
1 lamp(s) per luminaire, photometry is absolute
Light Loss Factor = 0.900, watts per luminaire = 263
mounting height= 14 ft
number locations= 4, number luminaires= 4
kw all locations= 1.1

50W LED 5W AREA LIGHT
candela file 'PGR-1_T5W_32LC_3_3K.IES'
1 lamp(s) per luminaire, photometry is absolute
Light Loss Factor = 0.900, watts per luminaire = 35
mounting height= 14 ft
number locations= 60, number luminaires= 60
kw all locations= 2.1

25W RAMADA LIGHT
candela file 'VPF4_4FT_25W_40K_CLP.ies'
168 lamp(s) per luminaire, photometry is absolute
Light Loss Factor = 0.900, watts per luminaire = 27
mounting height= 8.5 ft
number locations= 3, number luminaires= 3
kw all locations= 0.1

25W CANOPY LIGHT
candela file 'CNC-E01-LED-E1-SQ.ies'
21 lamp(s) per luminaire, photometry is absolute
Light Loss Factor = 0.900, watts per luminaire = 25
mounting height= 8.5 ft
number locations= 42, number luminaires= 42
kw all locations= 1.0

19W LED BOLLARD
candela file 'rab03691.ies'
15 lamp(s) per luminaire, photometry is absolute
Light Loss Factor = 0.900, watts per luminaire = 18
mounting height= 3.6 ft
number locations= 72, number luminaires= 72
kw all locations= 1.3

GENERIC PORCH LIGHT
candela file 's19050042b-01 11A19DIM 830_IESNA95.IES'
1 lamp(s) per luminaire, 1150 initial lumens per lamp
Light Loss Factor = 0.900, watts per luminaire = 11
mounting height= 6.5 ft
number locations= 261, number luminaires= 261
kw all locations= 2.9

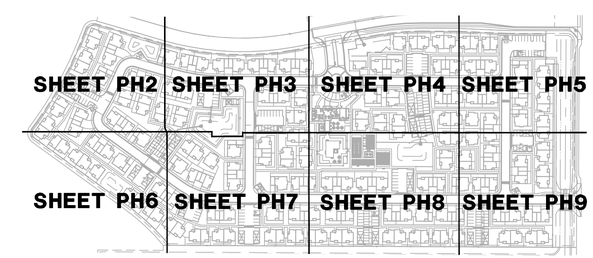

PHOTOMETRIC CALCULATIONS

GRAPHIC SCALE
20 10 0 10 20 40
1 INCH = 20 FEET

NORTH

ARIZONA BLUE STAKE
CALL TWO WORKING DAYS BEFORE YOU DIG
Dial 811 or
602-263-1100
1-800-STAKE-IT
(OUTSIDE MARICOPA COUNTY)

WRIGHT engineering corporation
ELECTRICAL ENGINEERING AND DESIGN
165 EAST CHILTON DRIVE • CHANDLER, ARIZONA 85225
PHONE 480.497.5829 • FAX 480.497.5807

PHOTOMETRIC CALCULATION SHEET. FOR INFORMATION ONLY.

Registered Professional Engineer (Electrical)
Certificate No. 73954
JACOB BIELFELDT
Date Signed 9-27-23
Expires 9-30-24

PROJECT NAME:
SAN TRAVASA BTR
N WHITE AND PARKER RD & W SMITH ENKE RD
PHOTOMETRIC LIGHTING PLAN

WRIGHT ENG.
PROJECT NO: **22615-PH**

DESIGN BY: CDL **PH8**

H:\2022\22615-San Travasa BTR\Photometrics\22615-PH.dwg

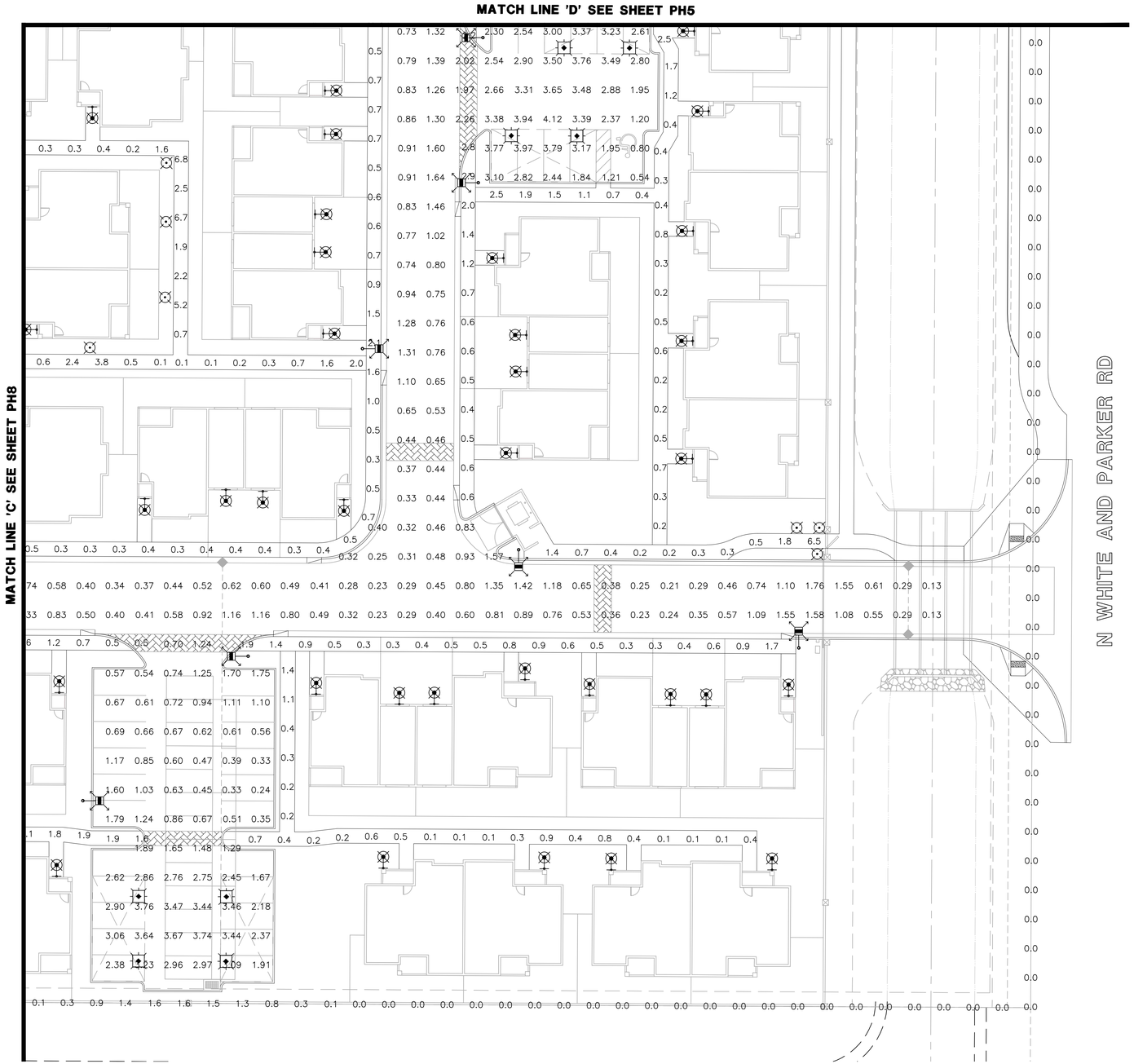

CALCULATIONS

DRIVE AISLES & PARKING	
1734 points	
HORIZONTAL FOOTCANDLES	
Average	1.11
Maximum	4.15
Minimum	0.13
Avg:Min	8.56
Max:Min	31.92
Coef Var	0.76

BOUNDARY LINE	
419 points	
HORIZONTAL FOOTCANDLES	
Average	0.1
Maximum	1.6
Minimum	0.0
Avg:Min	N/A
Max:Min	N/A
Coef Var	3.33

WALKWAYS	
1356 points	
HORIZONTAL FOOTCANDLES	
Average	1.2
Maximum	25.5
Minimum	0.1
Avg:Min	12.04
Max:Min	255.00
Coef Var	1.76

LANDSCAPE AREAS	
154 points	
HORIZONTAL FOOTCANDLES	
Average	4.7
Maximum	51.7
Minimum	0.1
Avg:Min	47.36
Max:Min	517.00
Coef Var	2.21

LEGEND

263W T3 COURT LIGHT
candela file 'VUE-2-TT-80L-1-40K.IES'
1 lamp(s) per luminaire, photometry is absolute
Light Loss Factor = 0.900, watts per luminaire = 263
mounting height= 14 ft
number locations= 4, number luminaires= 4
kw all locations= 1.1

50W LED 5W AREA LIGHT
candela file 'PGR-1_T5W_32LC_3_3K.IES'
1 lamp(s) per luminaire, photometry is absolute
Light Loss Factor = 0.900, watts per luminaire = 35
mounting height= 14 ft
number locations= 60, number luminaires= 60
kw all locations= 2.1

25W RAMADA LIGHT
candela file 'VPF4_4FT_25W_40K_CLP.ies'
168 lamp(s) per luminaire, photometry is absolute
Light Loss Factor = 0.900, watts per luminaire = 27
mounting height= 8.5 ft
number locations= 3, number luminaires= 3
kw all locations= 0.1

25W CANOPY LIGHT
candela file 'CNC-E01-LED-E1-SQ.ies'
21 lamp(s) per luminaire, photometry is absolute
Light Loss Factor = 0.900, watts per luminaire = 25
mounting height= 8.5 ft
number locations= 42, number luminaires= 42
kw all locations= 1.0

19W LED BOLLARD
candela file 'rab03691.ies'
15 lamp(s) per luminaire, photometry is absolute
Light Loss Factor = 0.900, watts per luminaire = 18
mounting height= 3.6 ft
number locations= 72, number luminaires= 72
kw all locations= 1.3

GENERIC PORCH LIGHT
candela file 's19050042b-01 11A19DIM 830_IESNA95.IES'
1 lamp(s) per luminaire, 1150 initial lumens per lamp
Light Loss Factor = 0.900, watts per luminaire = 11
mounting height= 6.5 ft
number locations= 261, number luminaires= 261
kw all locations= 2.9

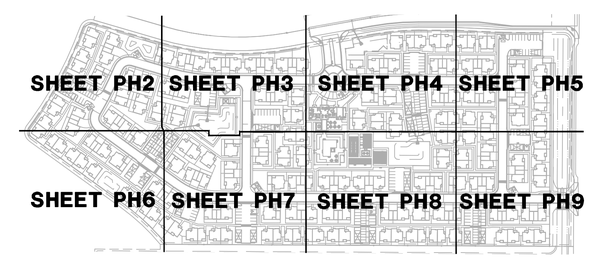

WRIGHT engineering corporation
ELECTRICAL ENGINEERING AND DESIGN
165 EAST CHILTON DRIVE • CHANDLER, ARIZONA 85225
PHONE 480.497.5829 • FAX 480.497.5807

PHOTOMETRIC CALCULATION SHEET. FOR INFORMATION ONLY.

Registered Professional Engineer (Electrical)
Certificate No. 73954
JACOB BIELEFELDT
Date Signed 7-27-2022
Expires 9/30-24

PROJECT NAME:
SAN TRAVASA BTR
N WHITE AND PARKER RD & W SMITH ENKE RD
PHOTOMETRIC LIGHTING PLAN

WRIGHT ENG.
PROJECT NO: **22615-PH**

DESIGN BY: CDL **PH9**

H:\2022\22615-San Travasa BTR\Photometrics\22615-PH.dwg

GRAPHIC SCALE
20 10 0 10 20 40
1 INCH = 20 FEET

NORTH

ARIZONA BLUE STAKE
CALL TWO WORKING DAYS BEFORE YOU DIG
Dial 811 or
602-263-1100
1-800-STAKE-IT
(OUTSIDE MARICOPA COUNTY)

PHOTOMETRIC CALCULATIONS

architectural area lighting

UCM2

ARCHITECTURAL AREA/SITE

DATE: LOCATION:

TYPE: PROJECT:

CATALOG #:

UNIVERSE®



RELATED PRODUCTS

UCL2 UCL2-LK UCS UCB

FEATURES

- Reliable, uniform, illumination
- Types 1, 2, 3, 4W, 5Q, and 5W distributions
- 3000K, 4000K, 5000K CCT
- 0-10V dimming ready
- Integral surge protection: 10k in parallel, 20k in series
- Upgrade Kits

3000K and warmer CCTs only

See Certification Specifications

SPECIFICATIONS

CONSTRUCTION

- All housing components die cast aluminum 360 alloy, sealed with continuous silicone rubber gaskets
- Standard configurations do not require a flat lens, optional lenses are tempered glass
- All internal and external hardware is stainless steel
- Finish: fade and abrasion resistant, electrostatically applied, thermally cured, triglycidal isocyanurate (TGIC) polyester powdercoat
- Optical bezel finish matches the luminaire housing

LED/OPTICS

- Optical cartridge system consisting of a die cast heat sink, LED engine, TIR optics, gasket and bezel plate
- Optics are held in place without the use of adhesives
- Molded silicone gasket ensures a weather-proof seal around each individual LED
- Features individual LED optical control based on high performance TIR optical designs
- Back light control is available on Standard and Clear Lens options except any Type 5 distribution. Back light control is not available for any distribution using a Diffused Lens

INSTALLATION

- Fixtures must be grounded in accordance with national, state and/or local electrical codes. Failure to do so may result in serious personal injury

ELECTRICAL

- Luminaires have integral surge protection, UL recognized and have a surge current rating of 10,000 Amps using the industry standard 8/20uSec wave and surge rating of 372J
- Drivers are UL recognized with an inrush current maximum of <20.0 Amps maximum at 230VAC
- 100%-1% dimming range. Fixture will be wired for low voltage 0-10V dimming control

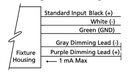

- Driver and surge suppressor are mounted to a prewired tray with quick disconnects that may be removed from the gear compartment

CONTROLS

- Egress adapter(s) shall slip over a 4"/100mm DIA. pole with the luminaire or arm slipping over the adapter to add a total of 4.5"/114mm to the overall height. Adapter(s) shall be prewired, independently rotatable 359°, and have a cast access cover with an integral lens and lanyard
- Photocell adapter shall include an internal twist lock receptacle. Photocell by others
- Egress adapter shall require an auxiliary 120 volt supply for operation of an integral MR16 lamp in the event of emergency. The lamp may be aimed and locked into position with an adjustment range of 15°-45°. Adapter shall have a socket that accepts miniature bi-pin MR16 lamps up to 50 watts, lamp by others

CERTIFICATIONS

- ETL listed under UL 1598 and CSA C22.2 No. 250.0-08 for wet locations
- This product qualifies as a "designated country construction material" per FAR 52.225-11 Buy American-Construction Materials under Trade Agreements effective 6/06/2020. See Buy American Solutions

WARRANTY

- 5 Year - Standard Limited Warranty. Consult Factory.
  10 Year Extended Warranty - Optional (at an additional cost)

KEY DATA	
LUMEN RANGE	1,821–9,336
WATTAGE RANGE	32-72
EFFICACY RANGE (LPW)	55-139
INPUT CURRENT RANGE (mA)	260/420/615 mA
WEIGHT	18 lbs/41 kg to 27 lbs/12.25 kg
EPA	.53 to 1.05
OPERATING TEMPERATURE	-40ºC to 55ºC
VIBRATION	3G with SLA7 arm
CCT *(*Consult factory for availability)*	580-590nm Monochromatic Amber, 2700K*, 3000K, 4000K, 5000K
CRI *(*Consult factory for availability of 80 & 90 CRI)*	70, 80*, & 90*
SURGE PROTECTION	10KV/5KA
FINISH	Minimum 2.0 mil thickness

HUBBELL Lighting

PHOTOMETRY | DELIVERED LUMENS | DIMENSIONAL DRAWINGS

architectural area lighting

UCM2

ARCHITECTURAL AREA/SITE

DATE: LOCATION:

TYPE: PROJECT:

CATALOG #:

ORDERING GUIDE

CATALOG # **Example:** UCM2-WND-LUM-BLU-FLR-36L-615-4K7-2-CL-BLS-WIRSC-SLA7(5)-UNV

UCM2 – Housing – LED Quantity – Lumen Output – CCT/CRI – Distribution – Optional Lens

Housing

UCM2	Universe Medium 2.0

Optional Element

LUM	Universe Medium with Luminous Rings
SR	Universe Medium with Luminous Solid Rings
VSL	Universe Medium with Luminous Vertical Slots
WND	Universe Medium with Optional Luminous Windows

Optional Internal Lens

BLU	Blue
RD	Red
GRN	Green

Hood Style

ANG	Angled Hood
BEL	Bell Hood
FLR	Flared Hood
SKB	Skirted Bell Hood
STR	Straight Hood

LED Quantity

36L	36 LED[1]

Lumen Output

260	260mA, 9W, 1800–3300 Lumens
525	525mA, 40W, 2200–5300 Lumens
820	420mA, 92W, 2800–6200 Lumens
460	460mA, 55W, 3000–7200 Lumens
615	615mA, 72W, 3900–9300 Lumens

Equivalent

36L-325mA = 32LED-450mA
36L-460mA = 32LED-700mA

CCT/CRI

AMB[1]	Amber-595nm Peak
3K7	3000K, 70 CRI
4K7	4000K, 70 CRI
5K7	5000K, 70 CRI

5-step MacAdam Ellipse Binning is standard
Consult factory for 3-step MacAdam Ellipse Binning
Consult Factory regarding availability of the following options

27K8[1]	2700K, 80 CRI
27K9[1]	2700K, 90 CRI
3K8[1]	3000K, 80 CRI
3K9[1]	3000K, 90 CRI
35K8[1]	3500K, 80 CRI
35K9[1]	3500K, 90 CRI
4K8[1]	4000K, 80 CRI
4K9[1]	4000K, 90 CRI
5K8[1]	5000K, 80 CRI
5K9[1]	5000K, 90 CRI

Distribution

1	Type I
2	Type II
3	Type III
4W	Type IV Wide
5Q[1]	Type V Square
5W[1,2]	Type V Wide

Optional Lens

CL	Clear Lens
DL[4]	Diffused Lens

[4]Diffused lens option only available with T3 & T5W as a standard option. Contact factory for availability with other distributions.

Optional Shield

HS[3]	House Side Shield

[3]Back Light Control is only available with T1, T2, T3 & T4W

Finish

BLS	Black Gloss Smooth
BLT	Black Matte Textured
DBS	Dark Bronze Gloss Smooth
DBT	Dark Bronze Matte Textured
GTT	Graphite Matte Textured
LGS	Light Grey Gloss Smooth
LGT	Light Grey Matte Textured
PSS	Platinum Silver Gloss Smooth
VGT	Verde Green Matte Textured
WHS	White Gloss Smooth
WHT	White Matte Textured

Color Option

CC[5]	Custom Color
CLA[1]	Clear Anodized Finish (Clear protective undercoat for added protection in coastal or other harsh environments.)

Optional Controls

WIR	wiSCAPE connectivity
WIRSC	wiSCAPE connectivity with Sensor
SCP-8F	Sensor Control to 8' Mounting Height
SCP-20F	Sensor Control 9' to 20' Mounting Height

Optional Lens Cover

SLC[4]	Solid Lens Cover

[4] SLC is a shield used to block the light from a luminous element

Optional Fuse

SF	Single Fuse (120V, 277V, 347V)
DF	Double Fuse (208V, 240V, 480V)

HUBBELL Lighting

architectural area lighting

UCM2

ARCHITECTURAL AREA/SITE

DATE: LOCATION:

TYPE: PROJECT:

CATALOG #:

CONTROLS

HUBBELL® Control Solutions

SENSOR DETECTION RANGE

- Coverage area is 2 1/2 times sensor mounting height.
- California Title 24 section 130.2 does not specify a coverage area. AAL recommends discretion per your application requirements

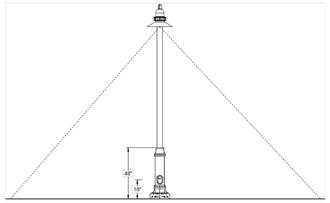

		SENSOR MOUNTING HEIGHT							RATIO
		8'	10'	12'	14'	16'	18'	20'	
COVERAGE DIAMETER	SCP	20'	25'	30'	35'	40'	45'	50'	1:2.5
	WIRSC	16'	20'	24'	28'	32'	36'	40'	1:2

DELIVERED LUMENS

The table below shows the delivered lumens for the various lumen outputs and beam distributions. Use this chart in connection with the lumen factor (LF) capability to deliver any output required.

LED #	Drive Current	Lumen Package	Lens	Distribution	3000K 70CRI Lumen	Bug Rating			Efficancy (Lm/W)	4000K 70CRI Lumen	Bug Rating			Efficancy (Lm/W)	5000K 70CRI Lumen	Bug Rating			Efficancy (Lm/W)
36	260	4000	None	1	4100	1	0	1	130.1	4176	1	0	1	132.5	4354	1	0	1	138.5
				2	3788	1	0	1	120.2	3859	1	0	1	122.4	4023	1	0	1	127.9
				3	3708	1	0	1	114.6	3777	1	0	1	117.7	3938	1	0	1	125.4
				4W	3749	1	0	2	119.0	3819	1	0	2	121.2	3982	1	0	2	127.1
				1-HS	2316	0	0	0	73.5	2359	0	0	0	74.9	2460	0	0	0	78.4
				2-HS	2023	0	0	1	64.2	2061	0	0	1	65.4	2149	0	0	1	68.6
				3-HS	1981	0	0	1	62.9	2018	0	0	1	64.0	2104	0	0	1	67.0
				4W-HS	2044	0	0	1	64.9	2082	0	0	1	66.1	2171	0	0	1	69.2
				5Q	3936	2	0	1	124.9	4009	2	0	1	127.2	4180	2	0	1	133.4
				5W	3822	3	0	1	121.3	3893	3	0	1	123.5	4059	3	0	1	129.6
			Clear	1-CL	3769	0	0	1	119.6	3839	0	0	1	121.8	4002	1	0	1	127.0
				2-CL	3482	1	0	1	110.5	3547	1	0	1	112.5	3698	1	0	1	117.3
				3-CL	3409	1	0	1	108.1	3472	1	0	1	110.2	3620	1	0	1	115.5
				4W-CL	3447	1	0	2	109.3	3511	1	0	2	111.4	3660	1	0	2	116.1
				1-CL-HS	2129	0	0	0	67.6	2169	0	0	0	68.8	2261	0	0	0	71.7
				2-CL-HS	1860	0	0	1	59.0	1895	0	0	1	60.1	1975	0	0	1	62.7
				3-CL-HS	1821	0	0	1	57.8	1855	0	0	1	58.9	1934	0	0	1	61.4
				4W-CL-HS	1879	0	0	1	59.6	1914	0	0	0	60.7	1996	0	0	1	63.3
				5Q-CL	3618	2	0	1	114.8	3685	2	0	1	116.9	3842	2	0	1	121.9
				5W-CL	3513	2	0	1	111.5	3579	2	0	1	113.5	3731	2	0	1	118.4
			Diffused	3-DL	2943	1	0	1	93.4	2998	1	0	1	95.1	3126	1	0	1	99.3
				5W-DL	3020	1	0	1	95.8	3076	1	0	1	97.6	3207	1	0	1	101.9

HUBBELL Lighting

architectural area lighting

UCM2

ARCHITECTURAL AREA/SITE

DATE: LOCATION:

TYPE: PROJECT:

CATALOG #:

DELIVERED LUMENS CONTINUED

The table below shows the delivered lumens for the various lumen outputs and beam distributions. Use this chart in connection with the lumen factor (LF) capability to deliver any output required.

LED #	Drive Current	Lumen Package	Lens	Distribution	3000K 70CRI Lumen	Bug Rating			Efficancy (Lm/W)	4000K 70CRI Lumen	Bug Rating			Efficancy (Lm/W)	5000K 70CRI Lumen	Bug Rating			Efficancy (Lm/W)
36	325	450mA Microcore Equivalent	None	1	4999	1	0	1	125.0	5092	1	0	1	127.3	5309	1	0	1	132.7
				2	4619	1	0	1	115.5	4705	1	0	1	117.6	4906	1	0	1	122.6
				3	4522	1	0	2	113.0	4606	1	0	2	115.1	4802	1	0	2	120.1
				4W	4572	1	0	2	114.3	4657	1	0	2	116.4	4856	1	0	2	121.4
				1-HS	2825	0	0	0	70.6	2877	0	0	0	71.9	3000	0	0	0	75.0
				2-HS	2467	0	0	1	61.7	2513	0	0	1	62.8	2620	0	0	1	65.5
				3-HS	2416	0	0	1	60.4	2461	0	0	1	61.5	2566	0	0	1	64.1
				4W-HS	2493	0	0	1	62.3	2539	0	0	1	63.5	2647	0	0	1	66.2
				5Q	4799	2	0	1	120.0	4889	2	0	1	122.2	5097	2	0	1	127.4
				5W	4660	3	0	1	116.5	4747	3	0	1	118.7	4950	3	0	1	123.7
			Clear	1-CL	4595	1	0	1	114.9	4681	1	0	1	117.0	4881	1	0	1	122.0
				2-CL	4246	1	0	1	106.2	4325	1	0	1	108.1	4510	1	0	1	112.7
				3-CL	4156	1	0	1	103.9	4234	1	0	1	105.8	4414	1	0	1	110.4
				4W-CL	4203	1	0	2	105.1	4281	1	0	2	107.0	4464	1	0	2	111.6
				1-CL-HS	2596	0	0	0	64.9	2645	0	0	0	66.1	2757	0	0	0	68.9
				2-CL-HS	2268	0	0	1	56.7	2310	0	0	1	57.8	2409	0	0	1	60.2
				3-CL-HS	2221	0	0	1	55.5	2262	0	0	1	56.6	2358	0	0	1	59.0
				4W-CL-HS	2291	0	0	1	57.3	2334	0	0	1	58.4	2434	0	0	1	60.8
				5Q-CL	4412	2	0	1	110.3	4494	2	0	1	112.3	4685	2	0	1	117.1
				5W-CL	4284	3	0	1	107.1	4364	3	0	1	109.1	4550	3	0	1	113.7
			Diffused	3-DL	3581	1	0	1	89.5	3647	1	0	1	91.2	3803	1	0	1	95.1
				5W-DL	3691	1	0	1	92.3	3760	1	0	1	94.0	3920	2	0	1	98.0
	420	6000	None	1	6298	1	0	1	126.4	6415	1	0	1	128.8	6689	1	0	1	134.3
				2	5820	1	0	1	116.8	5928	1	0	1	119.0	6181	1	0	1	124.1
				3	5697	1	0	2	114.3	5803	1	0	2	116.5	6050	1	0	2	121.4
				4W	5760	1	0	3	115.6	5867	1	0	3	117.8	6118	1	0	3	122.8
				1-HS	3559	0	0	0	71.4	3625	0	0	0	72.8	3779	0	0	0	75.9
				2-HS	3109	0	0	1	62.4	3167	0	0	1	63.6	3302	0	0	1	66.3
				3-HS	3044	0	0	1	61.1	3100	0	0	1	62.2	3232	0	0	1	64.9
				4W-HS	3141	0	0	1	63.0	3199	0	0	1	64.2	3335	0	0	1	66.9
				5Q	6047	2	0	1	121.4	6159	2	0	1	123.6	6422	3	0	1	128.9
				5W	5872	3	0	1	117.9	5981	3	0	1	120.1	6236	3	0	1	125.2
			Clear	1-CL	5790	1	0	1	116.2	5898	1	0	1	118.4	6149	1	0	1	123.4
				2-CL	5350	1	0	1	107.4	5449	1	0	1	109.4	5681	1	0	1	114.0
				3-CL	5237	1	0	2	105.1	5334	1	0	2	107.1	5561	1	0	2	111.6
				4W-CL	5295	1	0	3	106.3	5394	1	0	3	108.3	5624	1	0	3	112.9
				1-CL-HS	3271	0	0	0	65.7	3332	0	0	0	66.9	3474	0	0	0	69.7
				2-CL-HS	2858	0	0	1	57.4	2911	0	0	1	58.4	3035	0	0	1	60.9
				3-CL-HS	2798	0	0	1	56.2	2850	0	0	1	57.2	2971	0	0	1	59.6
				4W-CL-HS	2887	0	0	1	57.9	2941	0	0	1	59.0	3066	0	0	1	61.5
				5Q-CL	5558	2	0	1	111.6	5662	2	0	1	113.6	5903	2	0	1	118.5
				5W-CL	5398	3	0	1	108.3	5498	3	0	1	110.4	5732	3	0	1	115.1
			Diffused	3-DL	4511	1	0	1	90.6	4595	1	0	1	92.3	4791	1	0	1	96.2
				5W-DL	4562	2	0	1	91.6	4647	2	0	1	93.3	4845	2	0	1	97.3

HUBBELL Lighting

1A - POLE-MOUNTED AREA LIGHT

NLS LIGHTING

VUE-2 TENNIS

TENNIS + SPORTS LIGHTING

The Vue Tennis is a collaboration of form, optics and thermal management. These combined high-quality features reduce energy costs, utilize the least amount of poles and fixtures per project while meeting IES minimum foot candle levels and extend maintenance cycles at a competitive price.

With specific optical systems designed for Parking Lots, Roadways, Auto Dealerships, Tennis Courts and Sports Field Lighting, the Vue can achieve powerful performance. Featuring the patent pending *Star Power* optical system, the flexibility and power of optics enable the Vue to gain a distinct advantage over its competitors for almost any distribution pattern. The system features 95% optical material, which goes through a linear diffusion process to stretch the virtual image of the diode—both magnifying it and creating a large range of angular flux both horizontally and vertically. This added range increases the width of the light pattern at a greater distance compared to optical systems, which rely on refraction principles using plastics. Star Power optics are also the most reliable; other plastic optics will oxidize over time as well as tend to lose its seal while exposed long term to the elements.

Product Features

The Vue Tennis is the Best Value Outdoor Lighting Solution

- Has an End of Life modular efficient chip upgrade solution.
- Has a beautiful, sleek and stealth shape made out of extruded aluminum.
- Can be mounted directly on to a Wall, Pole, Tennis Arm, or Davit Arm.
- 20 Degree maximum tilt available
- Light Distribution is Type Tennis Optic (TT).
- Is the Perfect Long Life Solution for any municipality, school, or infrastructure.
- The Vue Tennis conforms to the strictest Made in the USA standards.
- Designed, Tooled, Fabricated and Assembled in the USA.

PRODUCT OF USA

STAR POWER OPTICAL SYSTEM

STAR POWER™ OPTICAL SYSTEM

The Star Power™ reflector is an excellent system which provides great value and performance.

LED WATTAGE CHART

	80L	96L
1050 milliamps	263W	316W

Project Name: Type:

Cat #	Light Dist.	No. of LEDs	Milliamps	Kelvin	Volts	Mounting	Color	Shields	Options
VUE-2 (VUE-2)	Tennis Optic (TT)	80 (80L) 96 (96L)	1050 (1)	4000K (40K) 5000K (50K)	120-277 (UNV) 347-480 (HV)	**Direct Pole** Single, D180, 6' (DPS6) D90, T90, T120, QD 12' (DPS12) Tennis Arm (TA) Davit Arm (DA) Knuckle Mount (KM) **See next page for Arm Configurations* **For Round Pole, please specify RP64 or RP65*	Black (BLK) Green (GRN) Custom (CS)	House Side Shield **Required on Back Light Control* (HSS) Front Side Shield (FSS) 4 Sided Shield (4SS)	Bird Spikes (BS) Marine Grade Finish (MGF) Photocell (PC) **Universal Voltage 120-277* Photocell + Receptacle (PCR) Receptacle + Shorting Cap (PER) Motion Sensor (MS) Surge Protector (10K) Low Iron Lens (LIL) Round Pole Adapter 3"- 4" Pole (RPA4) 5"- 6" Pole (RPA5)

2A - POLE-MOUNTED AREA LIGHT

PRODUCT SPECIFICATIONS

Housing: Aluminum
LED: Lumileds Luxeon MX. CRI 70
Optics: Star Power Type Tennis (TT)
Watts: 263-316
L70 Depreciation: 483,000 Hours (@ 77°F/25°C)
Listings: UL 1598 Listed, DLC QPL

Driver: 0-10V Dimming driver as standard by Philips Advance THD @ Max Load < 15%
Power Factor @ Max Load < 0.95
Kelvin: 4000 or 5000
Finish: 5 mils Powder Coat
Warranty: Standard Warranty is 5 years for Driver and LEDs

PRODUCT DIMENSIONS

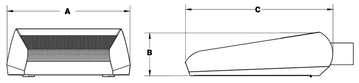

DIMENSION	VUE-2
A	21.56 in
B	8.00 in
C	27.06 in

EPA	VUE-2
Single	1.16
Double	2.32
Triple	2.5
Quad	3.6

VUE - LUMEN DATA CHART

PART NUMBER	TT LUMENS	TT Lm/W	TT-HSS LUMENS	TT-HSS Lm/W	TT-FSS LUMENS	TT-FSS Lm/W	TT-SSS LUMENS	TT-SSS Lm/W	WATT
VUE-2-80L-1-40K	26826	102	26347	99	27352	104	27089	103	263
VUE-2-80L-1-50K	27815	105	26826	102	28667	109	28404	108	263
VUE-2-96L-1-40K	32232	102	31284	99	32864	104	32548	103	316
VUE-2-96L-1-50K	33180	105	32232	102	34444	109	34128	108	316

** DLC approval may not apply to all configurations*

DesignLights Consortium (DLC) qualified Product. Some configurations of this product family may not be DesignLights Consortium (DLC) listed, please refer to the DLC qualified products list to confirm listed configurations. http://www.designlights.org

TENNIS ARMS AVAILABLE
Single, D90, D70, D180 , T90, T120, Q90, Q120, U-Arm, H-Arms

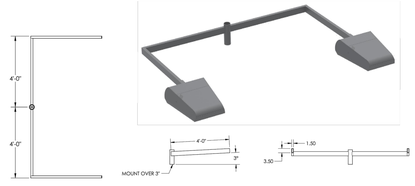

NLS LIGHTING
701 Kingshill Place, Carson, CA 90746
Call Us Today (310) 341-2037
nlslighting.com

2B - AREA LIGHT DETAIL

NO SCALE

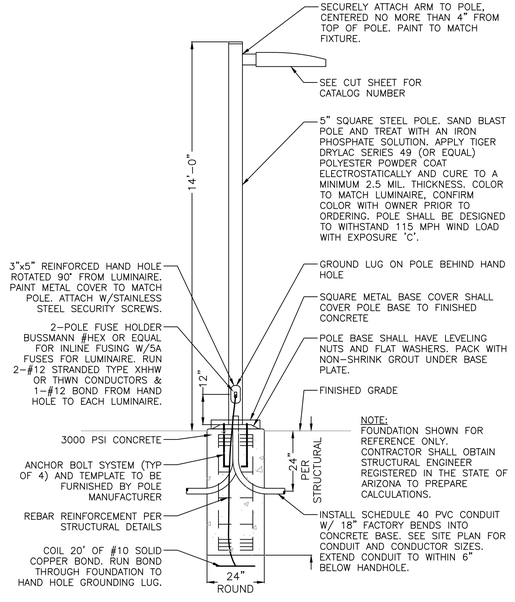

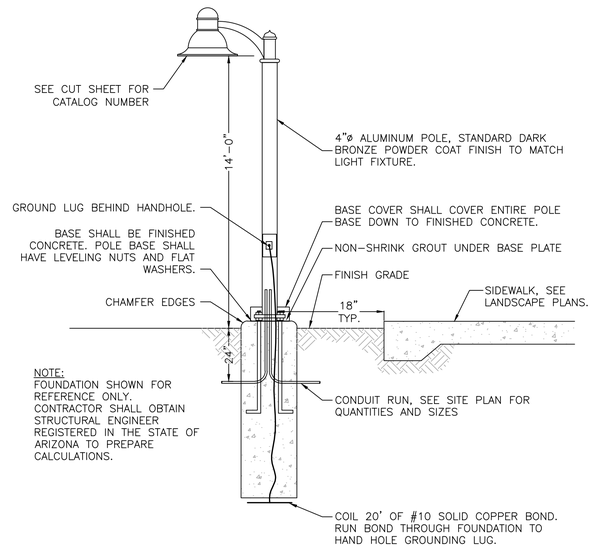

1B - DECORATIVE AREA LIGHT DETAIL

NO SCALE

ARIZONA BLUE STAKE
CALL TWO WORKING DAYS BEFORE YOU DIG
Dial 811 or
602-263-1100
1-800-STAKE-IT
(OUTSIDE MARICOPA COUNTY)

WRIGHT engineering corporation
ELECTRICAL ENGINEERING AND DESIGN
165 EAST CHILTON DRIVE • CHANDLER, ARIZONA 85225
PHONE 480.497.5829 • FAX 480.497.5807

PHOTOMETRIC CALCULATION SHEET. FOR INFORMATION ONLY.

Registered Professional Engineer (Electrical) Certificate No. 73954 JACOB BIELEFELDT Date Signed 9-21-22 Expires 9-30-24

PROJECT NAME:
SAN TRAVASA BTR
N WHITE AND PARKER RD & W SMITH ENKE RD
PHOTOMETRIC LIGHTING PLAN

WRIGHT ENG. PROJECT NO: **22615-PH**

DESIGN BY: CDL **PH10**

H:\2022\22615-San Travasa BTR\Photometrics\22615-PH.dwg

VISION **VPF4**

Vandal Resistant

VPF4 Series LED

Fixture Type	Date
Job Name	Approved By
Catalog Number	

SPECIFICATIONS

UL Listing · ADA ADA Compliant · Buy American

Description	The Vision VPF4 series features an all aluminum, ligature resistant construction which allows it to be used in nearly any enviornmental condition. Designed in conjunction with an opthalmologist, the polycarbonate lens provides complete control of glare and LED image while maintaining the high efficiency of clear optical material. The Vision VPF4 series can be row mounted to any length. Natatorium finish is standard for all versions of this fixture.
Housing	Marine grade heat treated extruded aluminum. Finished with Super Durable Corrosion Resistant powder coat (SDCR) that meets AAMA 2605 high performance specification, providing superior UV durability and corrosion resistance. Salt spray test: 4,000 hours.
Lens	Extruded UV stabilized polycarbonate with integral prisms. Maximum wall thickness 0.160". Secured to housing with die cast aluminum clamps and stainless steel TORX® head screws.
End Caps	Die cast marine grade aluminum with conduit knockouts that are visible from interior of end cap.
Drivers	Dimming to 1%, 10% or Programable Lumen Output driver options. Non-Dimming Driver is also available.
LED	Samsung LM561B+ series @ 2700K, 3000K, 3500K, 4000K, or 5000K and 82 CRI wired in parallel-series. L_{70} projected life of over 130,000 hours at 50°C.
UL Listing	U.L., C.UL. Damp Location Listing standard, Wet Location Listing optional.
Buy American	Luminaire LED, LLC products are assembled in the USA. Our products meet the Buy America(n) government procurement requirements under FAR, DFARS, and DOT. Please refer to www.acuitybrands.com/buy-american for additional information.
Warranty	**Lifetime** warranty against vandalism. Luminaire LED will repair or replace any fixture damaged due to vandalism for the lifetime of the installation. **10-year** warranty on LED boards against operational defects. Tested in accordance with LM-80.
Note	Actual performance may differ as a result of end-user environment and application. All values are design or typical values, measured under laboratory conditions at 25 °C. Specifications subject to change without notice.

DIMENSIONAL DATA

	A	B	C
VPF4 1FT	15.50	4.35	2.70
VPF4 2FT	26.10	4.35	2.70
VPF4 3FT	37.88	4.35	2.70
VPF4 4FT	49.69	4.35	2.70

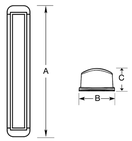

VISION **VPF4**

Vandal Resistant

VPF4 Series LED

ORDERING INFORMATION

Example: VPF4 4FT MIN1 40W 27K 120 CLP WHT

Series*	Size (Nominal)*[1]	Drivers*	Wattage (Nominal)[2]	Lumens (For PRD Only)	CCT*
VPF4 Vandal Resistant 4" Wide Wraparound Luminaire	1FT 2FT 3FT 4FT	MIN1[2,3] Dimming to 1% MIN10[2,4] Dimming to 10% NODIM Non-Dimming Driver PRD[5] Driver Programmed to Specific Lumen Output, Consult Factory *PRD not available with Wattage.* *PRD standard 0-10V dimming to 1%*	5W 20W 40W 10W 25W 50W 15W 30W *Required for all drivers except PRD driver*	500LM - 5800LM - Lumens available in 100LM increments *Lumens required if PRD driver chosen*	27K 2700K 30K 3000K 35K 3500K 40K 4000K 50K 5000K

Voltage*	Lens*	Finish*
120 120 Volt 277 277 Volt MVOLT 120-277 Volt 347[7] 347 Volt	CLP Clear Prismatic OP Opal	BLK Black WHT White BRZ Bronze GRY Gray SIL Silver CUST Custom Color, Consult Factory RALTBD Ral Paint finishes *RALTBD for pricing only. Replace with applicable RAL call out when ready to order. See the RAL BROCHURE for available options*

*Required

OPTIONS

Emergency[6]			
EMB310[7]	Self contained, 90 minute emergency battery pack. 0°C (32°F) to 55°C (131°F). 1200 lumens	EMB20R[8,7]	Remote mounted micro inverter that will operate a 25W maximum load for 90 min. 0°C (32°F) to 45°C (113°F).
EMB310ST[7]	Self-testing, self contained, 90 minute emergency battery pack. 0°C (32°F) to 55°C (131°F). Meets CA Title 20 Standards. 1000 lumens	EMB125R[8]	Remote inverter that will operate a maximum 125W load for 90 min. 20°C (68°F) to 30°C (86°F).
EMB10ST[7]	Self-testing, self contained, 90 minute emergency battery pack. 0°C (32°F) to 55°C (131°F). Meets CA Title 20 Standards. 1000 lumens	EMB250R[8]	Remote inverter that will operate a 250W maximum load for 90 min. 20°C (68°F) to 30°C (86°F).
EMB310T20[7]	Self contained, 90 minute emergency battery pack. 0°C (32°F) to 55°C (131°F). Meets CA Title 20 standards. 1200 lumens	EMB375R[8]	Remote inverter that will operate a 375W maximum load for 90 min. 20°C (68°F) to 30°C (86°F).

Pendant Type/Length	Back Box	Environment	Fusing	Photocell	Sensors
Rigid Stems RG__[9,8] (12" - 96") *Order in 12" increments up to 96".*	COR Corner mounted back box	WL[8,9] Wet Location	GLR[10] Fuse and Fuse Holder	PC[10] Photoelectric Switch	OCCBT[4,3,11] Bluetooth connected microwave occupancy sensor mounted behind the lens. All LED board sensored to dim to 50%, 40%, 30%, 20%, or 10%, field selectable low levels.

Mounting Hardware	Hardware
DRPCP[3,8] Aluminum drip cap finished with white polyester powder coat to be used when pendant mounted	PHSC Phillips Head instead of TORX® head

Ordering Notes
1. See Size and Wattage Chart.
2. Not available with 5W or 10W.
3. Not available with 1FT, 2FT or 3FT.
4. Not available with 347V.
5. Not available with 1FT.
6. Not available with MVOLT.
7. Not available with Lumens over 1900 LM.
8. Not available with COR.
9. WL and DRPCP is required with Rigid Stems (RG_).
10. Not available with MVOLT or 347.
11. Not available with any Emergency Battery Pack.

Accessories: *Order as separate catalog number.*	
TXSD	TORX® Screwdriver Bit

Initial shipment includes one (1) TXSD per fixture

3A - RAMADA LIGHT

3B - RAMADA LIGHT DETAIL

NO SCALE

BLEDR18Y

RAB

LED bollard with architectural quality and strength at an affordable price point. Cylindrical post with round head. Available in 4 light pattern configurations including 360° (24W), 270°(18W), 180°(12W option) & 90°(12W standard).

Color: Bronze Weight: 18.6 lbs

Project:	**Type:**
Prepared By:	**Date:**

Driver Info		LED Info	
Type	Constant Current	Watts	18W
120V	0.24A	Color Temp	3000K (Warm)
208V	0.18A	Color Accuracy	84 CRI
240V	0.15A	L70 Lifespan	100,000 Hours
277V	0.12A	Lumens	1,593
Input Watts	17.00W	Efficacy	93.7 lm/W

Technical Specifications

Listings

UL Listed:

Suitable for wet locations. Suitable for mounting within 4 ft. (1.2m) of the ground.

IESNA LM-79 & IESNA LM-80 Testing:

RAB LED luminaires and LED components have been tested by an independent laboratory in accordance with IESNA LM-79 and LM-80.

DLC Listed:

This product is on the Design Lights Consortium (DLC) Qualified Products List and is eligible for rebates from DLC Member Utilities. DLC Product Code: PR83EN99

LED Characteristics

LEDs:

Long-life, high-efficiency, surface-mount LEDs

Color Consistency:

5-step MacAdam Ellipse binning to achieve consistent fixture-to-fixture color

Color Stability:

LED color temperature is warrantied to shift no more than 200K in color temperature over a 5-year period

Color Uniformity:

RAB's range of Correlated Color Temperature follows the guidelines of the American National Standard for Specifications for the Chromaticity of Solid State Lighting (SSL) Products, ANSI C78.377-2017

Performance

Lifespan:

100,000-Hour LED lifespan based on IES LM-80 results and TM-21 calculations

Optical

BUG Rating:

B1 U3 G2

Construction

Cold Weather Starting:

Minimum starting temperature is -40°C (-40°F)

Thermal Management:

Cast aluminum Thermal Management system for optimal heat sinking. The BLED is designed for cool operation, maximum efficiency and long life by minimizing LED junction temperature.

Housing:

Die-cast aluminum with extruded aluminum post

Lens:

Frosted vandal resistant polycarbonate

Reflector:

Vacuum-metalized polycarbonate

BLEDR18Y

RAB

Technical Specifications (continued)

Construction

Mounting:

Four (4) anchor bolts provided for concrete pad mounting. Internal base support has leveling screws.

Gaskets:

High-temperature silicone gaskets seal out moisture gaskets seal out moisture

Anchor Bolt:

Anchor Bolt Dimension is available here.

Finish:

Our environmentally friendly polyester powder coatings are formulated for high-durability and long-lasting color

Green Technology:

Mercury and UV free. RoHS-compliant components.

Other

Patents:

The design of BLED is protected by patents in US, Canada & China

Replacement:

Replaces up to 50W Metal Halide

Warranty:

RAB warrants that our LED products will be free from defects in materials and workmanship for a period of five (5) years from the date of delivery to the end user, including coverage of light output, color stability, driver performance and fixture finish. RAB's warranty is subject to all terms and conditions found at rablighting.com/warranty.

Buy American Act Compliance:

RAB values USA manufacturing! Upon request, RAB may be able to manufacture this product to be compliant with the Buy American Act (BAA). Please contact customer service to request a quote for the product to be made BAA compliant.

Electrical

Driver:

Constant Current, Class 2, 100-277V, 50/60 Hz, 4kV Surge Protection, 700mA, 120V: 0.24A, 208V: 0.18A, 240V: 0.15A, 277V: 0.12A

THD:

6.5% at 120V, 10.4% at 277V

Power Factor:

99.5% at 120V, 89.7% at 277V

Dimensions

Features

Patented base mount design for super sturdy installation

Durable construction and frosted vandal-resistant polycarbonate lens

4 configurations to provide 360°(24W), 270°(18W), 180°(12W) or 90°(12W) lighting pattern

Precision-engineered optics deliver maximum downward lighting without glare

Four leveling screws provided for easy installation

100,000-hour LED lifespan

Ordering Matrix

Family	Wattage	Color Temp	Finish	-	Distribution	Voltage	Dimming	Backup
BLEDR	18	Y		-				
	12 = 12W **18** = 18W **24** = 24W	**Blank** = 5000K (Cool) **N** = 4000K (Neutral) **Y** = 3000K (Warm)	**Blank** = Bronze **W** = White **K** = Black		**Blank** = Standard **180** = 180 degrees (12W only)	**Blank** = No Option (120-277V) **/480** = 480V (24W only)	**Blank** = None (Standard) **/D10** = 0-10V Dimming	**Blank** = No Battery Backup **/E** = Battery Backup (24W only) **/EC** = Battery Backup Cold Weather (24W only)

4A - BOLLARD LIGHT

4B - BOLLARD LIGHT DETAIL

NO SCALE

ARIZONA BLUE STAKE
CALL TWO WORKING DAYS BEFORE YOU DIG
Dial 811 or
602-263-1100
1-800-STAKE-IT
(OUTSIDE MARICOPA COUNTY)

WRIGHT engineering corporation
ELECTRICAL ENGINEERING AND DESIGN
165 EAST CHILTON DRIVE • CHANDLER, ARIZONA 85225
PHONE 480.497.5879 • FAX 480.497.5807

PHOTOMETRIC CALCULATION SHEET. FOR INFORMATION ONLY.

Registered Professional Engineer (Electrical) Certificate No. 73954 JACOB BIELEFELDT Date Signed 11-2-20 Expires 9-30-24

PROJECT NAME:
SAN TRAVASA BTR
N WHITE AND PARKER RD & W SMITH ENKE RD
PHOTOMETRIC LIGHTING PLAN

WRIGHT ENG.
PROJECT NO: **22615-PH**

DESIGN BY: CDL **PH11**

H:\2022\22615-San Travasa BTR\Photometrics\22615-PH.dwg

SPECIFICATIONS

Certifications/Qualifications

www.kichler.com/warranty

Dimensions

Base Backplate	5.00 DIA
Extension	5.75"
Weight	1.05 LBS
Height from center of Wall opening (Spec Sheet)	5.25"
Height	8.25"
Width	5.00"

Light Source

Lamp Included	Not Included
Lamp Type	A19
Light Source	Incandescent
Max or Nominal Watt	60W
# of Bulbs/LED Modules	1
Socket Type	Medium
Socket Wire	105

Mounting/Installation

Interior/Exterior	Exterior
Location Rating	Wet
Mounting Style	Wall Mount

FIXTURE ATTRIBUTES

Housing

Diffuser Description	Clear
Primary Material	ALUMINUM

Product/Ordering Information

SKU	9611BK
Finish	Black
Style	Traditional
UPC	783927961158

Finish Options

- Black
- Olde Bronze
- Stainless Steel
- Tannery Bronze

ALSO IN THIS FAMILY

Project Name:	Type:
Part Number:	Date:

GREENCREATIVE

Value Select A Lamp Family

FEATURES

- Suitable to replace 40W, 60W, 75W, 100W Incandescent
- Comfortable diffused light
- Smooth dimming with existing dimmers*
- Suitable for use in damp locations
- Operating temperature: -4°F / -20°C to +95°F / +35°C
- Rated Lifetime (L70): 25,000hrs
- 3 year limited warranty

SPECIFICATIONS

Product	Model	Equiv.	Wattage (w)	CCT	Lumens	Efficacy (L/W)	Input Voltage	Beam Angle	CRI	Dim.*	Power Factor	Base	Fixture Rating	Lifetime (L70 Hrs)	Cert.
97985	6A19DIM/827/R	40W	6	2700K	480	80	120V	220°	82	Yes	0.9	E26	Non-Enclosed	25,000	ES
97986	6A19DIM/830/R	40W	6	3000K	480	80	120V	220°	82	Yes	0.9	E26	Non-Enclosed	25,000	ES
98011	8A19DIM/827/R	60W	8	2700K	800	100	120V	220°	82	Yes	0.9	E26	Non-Enclosed	25,000	ES
98012	8A19DIM/830/R	60W	8	3000K	800	100	120V	220°	82	Yes	0.9	E26	Non-Enclosed	25,000	ES
98013	8A19DIM/840/R	60W	8	4000K	800	100	120V	220°	82	Yes	0.9	E26	Non-Enclosed	25,000	ES
97908	9A19DIM/827/GU24/R	60W	9	2700K	800	89	120V	240°	82	Yes	0.9	GU24	Enclosed	25,000	ES
97909	9A19DIM/830/GU24/R	60W	9	3000K	820	91	120V	240°	82	Yes	0.9	GU24	Enclosed	25,000	ES
97910	9A19DIM/840/GU24/R	60W	9	4000K	860	96	120V	240°	82	Yes	0.9	GU24	Enclosed	25,000	ES
98138	11A19DIM/827	75W	11	2700K	1100	100	120V	240°	82	Yes	0.9	E26	Enclosed	25,000	ES
98139	11A19DIM/830	75W	11	3000K	1150	105	120V	240°	82	Yes	0.9	E26	Enclosed	25,000	ES
98140	11A19DIM/840	75W	11	4000K	1200	109	120V	240°	82	Yes	0.9	E26	Enclosed	25,000	ES
98144	15A21DIM/827	100W	15	2700K	1600	107	120V	240°	82	Yes	0.9	E26	Enclosed	25,000	ES
98145	15A21DIM/830	100W	15	3000K	1650	110	120V	240°	82	Yes	0.9	E26	Enclosed	25,000	ES
98146	15A21DIM/840	100W	15	4000K	1700	113	120V	240°	82	Yes	0.9	E26	Enclosed	25,000	ES
98150	15A21DIM/827/GU24	100W	15	2700K	1600	107	120V	240°	82	Yes	0.9	GU24	Enclosed	25,000	ES
98083	14A19/827/3WAY	40W 60W 100W	4 8 14	2700K	500 1000 1500	125 125 107	120V	230°	82	No	0.9	E26d	Non-Enclosed	15,000	ES

* This lamp might not be compatible with all dimmers. Please visit www.greencreative.com for compatibility information.

www.greencreative.com / info@greencreative.com - Tel / Fax: (866) 774-5433 - / GREENCREATIVELED / GClightingLED / GREEN-CREATIVE

5 - GENERIC PORCH LIGHT

Page 1 of 2

CALI CALIFORNIA ACCENT LIGHTING INC

ML2000-CC | STRING LIGHTS

± 0.15" Tolerance

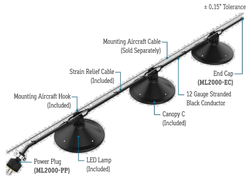

PROJECT — TYPE

10-DAY QUICK SHIP · DRY/WET · FIELD CUTTABLE · DIMMING · MADE IN U.S.A.

END VIEW

Canopy C (ML2000-CC)

ACCESSORIES (Sold Separately)

Power Plug (ML2000-PP)

End Cap (ML2000-EC)

FEATURES

APPLICATIONS	Indoor and Outdoor
LAMP	LED Lamp (Included)
LED LAMP LIFE	20,000 Hours
LENGTH	Built to Order
FINISH	Black
FEED	Standard 6' Power Lead
STRAIN RELIEF	Cable (Included, Not for Mounting)
MOUNTING	Mounting Aircraft Cable (Sold Separately)
LISTING	Dry or Wet Location ANSI/UL1598 CSA 22.2 No. 250.0-04, 2nd Edition
OPTIONS	Mesh, Canopies, or Cages
UV RATING	Sun Light Resistance
BUG RATING	B0-U0-G0 Dark Sky Compliant*1
INSTALLATION	Link to Installation Instructions
ELECTRICAL	
DIMMING	Forward Phase
MAXIMUM RUN	100'
VOLTAGE	120V
SYSTEM	20 Amps (12 Gauge Wire)
WATTS	1W or 3W Lamps

LAMP SPECIFICATIONS

LAMP NUMBER	CORRELATED COLOR TEMPERATURE	DARK SKY COMPLIANT	COMPATIBLE SHAPES
2.4K	2400K Incandescent White	Yes	GSFL
2.7K	2700K Warm White	Yes	GSF, GSFL, SSF, SSC
3.0K	3000K Warm White	Yes	GSFL
5.0K	5000K Cool White	No	GSF, GSFL, SSF, SSC
A	Amber	No	SSC, GSF
R	Red	No	SSC, GSF
G	Green	No	SSC, GSF
B	Blue	No	SSC, GSF

SERIES	SPACING	LAMP		DIMMING	LISTING	CANOPY FINISH INSIDE*2	CANOPY FINISH OUTSIDE*2	FIXTURE LENGTH
ML2000-CC	-	-		-	-	-	-	-
ML2000-CC	12" O/C (12")	2.7K-GSF	5.0K-GSFL	Forward Phase (DIM)	Indoor (DRY)	Natural (NA)	Natural (NA)	Specify Length in Feet Example: 100'
	18" O/C (18")	5.0K-GSF	2.7K-SSF	Leave Blank for Non-Dimming	Outdoor (WET)	Polished (PA)	Polished (PA)	
	24" O/C (24")	A-GSF	5.0K-SSF			White (WH)	White (WH)	
	36" O/C (36")	R-GSF	2.7K-SSC			Black (BK)	Black (BK)	
	48" O/C (48")	G-BISF	5.0K-SSC			Green (GN)	Green (GN)	
	60" O/C (60")	B-GSF	A-SSC			Bronze (BR)	Bronze (BR)	
		2.4K-GSFL	R-SSC			Silver (SR)	Silver (SR)	
		2.7K-GSFL	G-SSC			Red (RD)	Red (RD)	
		3.0K-GSFL	B-SSC					

*1 For Dark Sky Compliant fixtures, use only 2.4K, 2.7K, or 3.0K LEDs
*2 Standard Canopy Finish: Black (BK) if unspecified

CALIFORNIA ACCENT LIGHTING, INC.
2820 E. Gretta Lane, Anaheim, CA 92806
ph. 800.921.CALI (2254) | fx. 714.535.7902 | info@calilighting.com | calilighting.com

marketLITE™ Manufactured in the U.S.A.

2021.4.29 Rev 17

Page 2 of 2

CALI CALIFORNIA ACCENT LIGHTING INC

ML2000-CC | STRING LIGHTS

LAMP OPTIONS

G Shape (GSF)
Material: Polymer Plastic
Appearance: Frosted
Lamp Watts: 1W
Lamp Life: 20,000 hrs.
Lamp Type: Standard LED
Lumens: 42
Beam Angle: 360°
Temperatures: 2.7K, 5.0K

Filament G Shape (GSFL)
Material: Glass
Appearance: Clear
Lamp Watts: 3W
Lamp Life: 25,000 hrs.
Lamp Type: Filament LED
Lumens: 256
Beam Angle: 360°
Temperatures: 2.4K, 2.7K, 3.0K, 5.0K

S Shape (SSF)
Material: Polymer Plastic
Appearance: Frosted
Lamp Watts: 1W
Lamp Life: 20,000 hrs.
Lamp Type: Standard LED
Lumens: 42
Beam Angle: 360°
Temperatures: 2.7K, 5.0K



S Shape (SSC)
Material: Polymer Plastic
Appearance: Clear, Textured
Lamp Watts: 1W
Lamp Life: 20,000 hrs.
Lamp Type: Standard LED
Lumens: 42
Beam Angle: 360°
Temperatures: 2.7K, 5.0K, A, R, G, B

MOUNTING ACCESSORIES
(Sold Separately - Click on Image to View Cut Sheet, If Applicable)

Mounting Plate (ML2000-MP)

Cable Lock (ML2000-CL-1/8")

Mounting Aircraft Cable (ML2000-AC-1/8"-X) (X = Specify Length)

PART NUMBER	MATERIAL	SPECIFY LENGTH	SPECIFY QUANTITY	UNIT
ML2000-EC	Vinyl Plastic (75A Durometer)	N/A		Each
ML2000-PP	Rubber	N/A		Each
ML2000-MP	Stainless Steel	N/A		Each
ML2000-CL-1/8"	Zinc	N/A		Each
ML2000-AC-1/8"-X	302/304 Stainless Steel			Each

INSTALLATION RECOMMENDATIONS

- Determine weight of marketLITE that will be used.
- Determine length of marketLITE and multiply by weight.
- An engineer must choose the proper aircraft cable to handle the tension, based on length and weight to prevent product from sagging.
- An engineer must determine the strength of the structure where the cable will attach, based on tension calculation from previous step.
- If installing on a pole, check with pole manufacturer to confirm the pole can handle the tension.
- marketLITE is hung to the above aircraft cable using the hooks. Secure hooks to aircraft cable by crimping or using stainless steel tie wraps.
- The supplied aircraft cable is designed to prevent strain on the wire. An additional aircraft cable is required to hang marketLITE.

DESIGN GUIDELINES

Straight Run

Swayed Run

HARDWIRE INSTALLATION
(Wet Location)

POWER PLUG
(Wet Location)

INSTALLATION OPTIONS

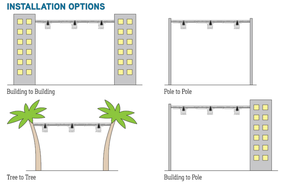

WEIGHT PER FOOT

SERIES	SPACING	WEIGHT
ML2000-CC	12" O/C	0.5 lbs per foot
	18" O/C	0.37 lbs per foot
	24" O/C	0.31 lbs per foot
	36" O/C	0.24 lbs per foot
	48" O/C	0.21 lbs per foot
	60" O/C	0.19 lbs per foot

CALIFORNIA ACCENT LIGHTING, INC.
2820 E. Gretta Lane, Anaheim, CA 92806
ph. 800.921.CALI (2254) | fx. 714.535.7902 | info@calilighting.com | calilighting.com

marketLITE™ Manufactured in the U.S.A.

2021.4.29 Rev 17

6A - FESTOON STYLE LIGHTING

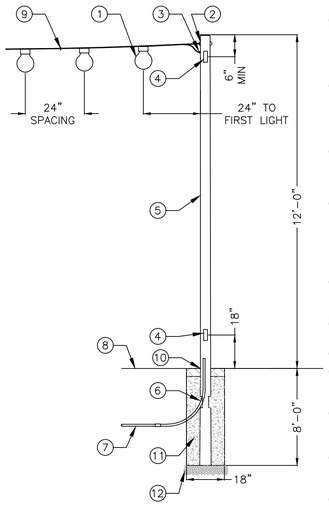

NOTES

1. 2.5W FESTOON STYLE LIGHTING, CALI LIGHTING MARKETLITE 2000 LED SERIES CAT# ML2000/24"/LED-2.7K/WET. SEE SITE PLAN FOR LOCATIONS.
2. COORDINATE WITH POLE MANUFACTURER TO INSTALL (2) 3/4" EYELETS, 180 DEGREES APART, ON POLE 2" FROM TOP, 90 DEGREES FROM HANDHOLE IN BOTH DIRECTIONS. PAINT TO MATCH POLE. ATTACH STAINLESS STEEL AIRCRAFT CABLE FROM FESTOON LIGHTING TO EYELETS.
3. ROUTE POWER CABLE FOR LIGHTING INTO POLE USING WEATHERPROOF COMPRESSION FITTING SCREWED INTO POLE. COORDINATE WITH POLE MANUFACTURER TO INSTALL 3/4" WELDED COUPLING 4" BELOW TOP OF POLE ON SAME SIDE OF POLE AS LIGHT CONNECTION.
4. COORDINATE WITH POLE MANUFACTURER TO PROVIDE 3"X5" HAND HOLE AND COVER. USE TAMPER PROOF STAINLESS STEEL HARDWARE TO ATTACH COVER TO POLE. FINISH TO MATCH POLE.
5. 5-9/16" OD X 0.375" THICK ROUND STEEL POLE. POLE SHAFT TO HAVE MINIMUM YIELD STRENGTH OF 46,000 PSI, AND DESIGNED TO 90 MPH WIND RATING. FINISH TO BE HIGH QUALITY POLYESTER POWDER COAT ELECTROSTATICALLY APPLIED AND CURED TO A MINIMUM 2.5 MIL. THICKNESS. COLOR PER LANDSCAPE ARCHITECT.
6. COORDINATE WITH POLE MANUFACTURER TO PROVIDE 2"X3" CONDUIT OPENING IN BASE OF POLE FOR CONDUIT ENTRY TAPE OPENINGS PRIOR TO BACKFILLING HOLE.
7. PVC CONDUIT AND CONDUCTORS. SEE SITE PLAN FOR SIZE AND QUANTITY.
8. FINISHED GRADE.
9. ATTACH LIGHTING WIRE TO TENSIONED AIRCRAFT CABLE USING STAINLESS STEEL HOG RINGS AT 24" MINIMUM, CENTERED BETWEEN LIGHTS.
10. POLE FOUNDATION BELOW FINISHED GRADE TO BE HALF-LAPPED WRAPPED WITH 50 MIL. TAPE TO 4" ABOVE FINISHED GRADE.
11. AFTER THE POLE HAS BEEN PLUMBED, BACKFILL HOLE WITH 3,000 PSI CONCRETE TO A POINT 4" BELOW FINISHED GRADE, BACKFILL REMAINING HOLE WITH CLEAN NATIVE SOIL.
12. 6" OF COMPACTED PEA GRAVEL FOR DRAINAGE.

6B - FESTOON STYLE LIGHTING DETAIL

NO SCALE

ARIZONA BLUE STAKE
CALL TWO WORKING DAYS BEFORE YOU DIG
Dial 811 or
602-263-1100
1-800-STAKE-IT
(OUTSIDE MARICOPA COUNTY)

WRIGHT engineering corporation
ELECTRICAL ENGINEERING AND DESIGN
165 EAST CHILTON DRIVE • CHANDLER, ARIZONA 85225
PHONE 480.497.5829 • FAX 480.497.5807

PHOTOMETRIC CALCULATION SHEET. FOR INFORMATION ONLY.

Registered Professional Engineer (Electrical) Certificate No. 73954 JACOB BIELEFELDT Date Signed 11-22-2021 Expires 9/30-24

PROJECT NAME:
SAN TRAVASA BTR
N WHITE AND PARKER RD & W SMITH ENKE RD
PHOTOMETRIC LIGHTING PLAN

WRIGHT ENG.
PROJECT NO: **22615-PH**

DESIGN BY: CDL **PH12**

H:\2022\22615-San Travasa BTR\Photometrics\22615-PH.dwg

McGraw-Edison

Catalog #		Type	
Project			
Comments		Date	
Prepared by			

DESCRIPTION

The Concise™ LED luminaire features a rugged and low profile housing construction incorporating patent pending, modular LED LightBAR™ technology. Through superior optical control, the Concise luminaire delivers uniform and energy conscious illumination optimized to improve vehicular movement and pedestrian safety. UL/cUL listed for wet locations.

SPECIFICATION FEATURES

Construction
One-piece, low copper die-cast aluminum housing features heavy wall construction for superior heat transfer and resistance to corrosion. Formed aluminum faceplate is secured via four stainless steel fasteners and is recessed for clean mating of door and housing. Optional tamper-proof Torx™-head fasteners offer vandal resistant access to the electrical compartment.

Optics
Choice of nine patented, high-efficiency AccuLED Optics™ distributions. Optics are precisely designed to shape the light output, maximizing efficiency and application spacing. AccuLED Optics technology creates consistent distributions with the scalability to meet customized application requirements. Offered Standard in 4000K (+/- 275K) CCT and minimum 70 CRI. Optional 3000K CCT, 5000K CCT and 5700K CCT.

Electrical
LED drivers mount to die-cast aluminum back housing for optimal heat sinking, operation efficacy, and prolonged life. Standard drivers feature electronic universal voltage (120-277V 50/60Hz), 347V 60Hz or 480V 60Hz operation. 480V is compatible for use with 480V Wye systems only. Greater than 0.9 power factor, less than 20% harmonic distortion, and is suitable for operation in -40°C to 40°C ambient environments. All fixtures are shipped standard with 10kV/10kA common – and differential – mode surge protection. LightBARs feature an IP66 enclosure rating and maintain greater than 95% lumen maintenance at 60,000 hours per IESNA TM-21. Occupancy sensor and dimming options available.

Mounting
Standard fixture mounts to a square or octagonal 4" surface or recessed j-box via heavy gauge painted quick mount box complete with toolless removable cable allowing for hands-free fixture wiring. Single carton packaging of housing and quick mounting box for contractor friendly arrival of product to site. Optional mounting methods include rigid or free swinging pendant, trunnion mount and wall mount and surface mount configurations.

Finish
Cast components and mounting box finished in a super TGIC polyester powder coat paint, 2.5 mil nominal thickness for superior protection against fade and wear. Standard colors include black, bronze, grey, white, dark platinum and graphite metallic. RAL and custom color matches available.

Warranty
Five-year warranty.

CNC
CONCISE LED

1 - 4 LightBARs
Solid State LED

CANOPY LUMINAIRE

MOUNTING METHODS

J-Box Mount [Standard]

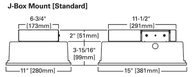

Wall Mount [WM]

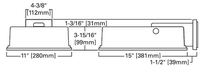

Surface Mount [SM]

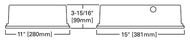

CERTIFICATION DATA
UL/cUL Listed
LM79 / LM80 Compliant
IP65 Fixture Rating
IP66 LightBARs
ISO 9001

ENERGY DATA
Electronic LED Driver
>0.9 Power Factor
<20% Total Harmonic Distortion
120V-277V/50 & 60Hz, 347V/60Hz, 480V/60Hz
-40°C Minimum Temperature
40°C Ambient Temperature Rating
50°C Ambient Temperature Rating (HA option)

SHIPPING DATA
Approximate Net Weight:
16 lbs. (8 kgs.)

EATON
Powering Business Worldwide

TD515004EN
2017-04-18 10:06:50

CNC CONCISE LED

OPTIC ORIENTATION

Dotted lines represent driving lanes.

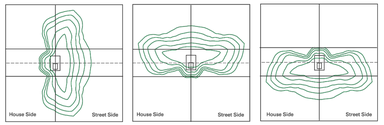

ORDERING INFORMATION

Sample Number: CNC-E04-LED-E1-SQ-TW

Product Family	Number of LightBARs [1, 2]	Lamp Type	Voltage	Distribution	Color
CNC=Concise	**E01**=(1) 21 LED LightBAR [3] **E02**=(2) 21 LED LightBARs **E03**=(3) 21 LED LightBARs **E04**=(4) 21 LED LightBARs **F01**=(1) 7 LED LightBAR [3] **F02**=(2) 7 LED LightBARs **F03**=(3) 7 LED LightBARs **F04**=(4) 7 LED LightBARs	**LED**=Solid State Light Emitting Diodes	**E1**=Electronic (120V-277V) 50/60Hz **480**=480V [4]	**AS**=Type V Square **SQ**=Type V Square **AW**=Wide Type V Square **GL2**=Type II w/Glare Control **GL3**=Type III w/Glare Control **GL4**=Type IV w/Glare Control **RW**=Rectangular **CFL**=90° Forward Throw Perimeter Left **CFR**=90° Forward Throw Perimeter Right	**AP**=Bronze **BK**=Black **DP**=Dark Platinum **GM**=Graphite Metallic **TW**=True White

Options (Add as Suffix)		Accessories (Order Separately)
DIM=0-10V Dimming Drivers [5] **HA**=50°C High Ambient Temperature Rating [6] **2L**=Two Circuits [7] **WM**=Wall Mount **L90**=Optics Rotated 90° Left **R90**=Optics Rotated 90° Right **TR**=Tamper-Resistant Fasteners **TMB**=Trunnion Mount with Connection Box (Some Assembly Required)	**SM**=Surface Mount [8] **7030**=70 CRI / 3000K CCT [9] **7050**=70 CRI / 5000K CCT [9] **7060**=70 CRI / 5700K CCT [9] **8030**=80 CRI / 3000K CCT [9] **LCF**=LightBAR Cover Plate Matches Housing Finish **ICP**=Integral Cold Weather Battery Pack (Specify 120V or 277V. Must Specify Voltage) [10] **OSX**=Integral Occupancy Sensor (Specify Number of LightBARs) [10]	**MA1253**=10kV Circuit Module Replacement **RV/WG**=Field-Installed Wire Guard

NOTES:
1. Standard 4000K CCT and greater than 70CRI.
2. 21 LED LightBAR powered at 350mA, 7 LED LightBAR powered at 1A.
3. Not available with HA option. Not available in E04.
4. Only for use with 480V Wye systems. Per NEC, not for use with ungrounded systems, impedance grounded systems or corner grounded systems (commonly known as Three Phase Three Wire Delta, Three Phase High Leg Delta and Three Phase Corner Grounded Delta systems).
5. Not available with HA option. Not available in E04 or F04 with 347V or 480V.
6. Not available in models with E04 or F04.
7. Not available in models with E04 or F04. Low-level output varies by bar count specified. Consult factory.
8. Consult factory before ordering in combination with OSX option.
9. Surface mount configuration limited to 25°C ambient conditions.
10. Lead times apply. See website for IES files.
11. Available with E01 and F01 configurations only. Rated for 25°C ambient operating temperature.
12. Housed in external box mounted to the luminaire. Available in E02-E04 and F02-F04 configurations. Replace X with number of LightBARs (e.g., OS2) controlled by the occupancy sensor, default time delay setting is 15-minutes. Standard lens covers up to 12' mounting height, 360° and maximum 20' diameter. For other configurations, consult customer service.

EATON
Powering Business Worldwide

Eaton
1121 Highway 74 South
Peachtree City, GA 30269
P: 770-486-4800
www.eaton.com/lighting

Specifications and dimensions subject to change without notice.

TD515004EN
2017-04-18 10:06:50

7A - CANOPY-MOUNTED LIGHT

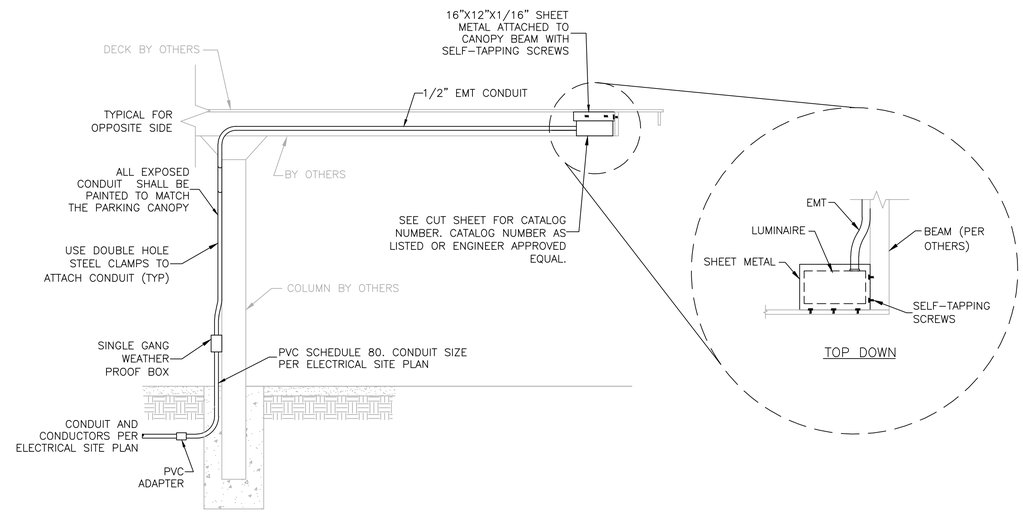

7B - CANOPY LIGHT DETAIL

NO SCALE

ARIZONA BLUE STAKE
CALL TWO WORKING DAYS BEFORE YOU DIG
Dial 811 or
602-263-1100
1-800-STAKE-IT
(OUTSIDE MARICOPA COUNTY)

WRIGHT engineering corporation
ELECTRICAL ENGINEERING AND DESIGN
165 EAST CHILTON DRIVE • CHANDLER, ARIZONA 85225
PHONE 480.497.5829 • FAX 480.497.5807

PHOTOMETRIC CALCULATION SHEET. FOR INFORMATION ONLY.

Registered Professional Engineer (Electrical)
Certificate No. 73954
JACOB BIELEFELDT
Date Signed 4-27-22
Expires 9-30-24

PROJECT NAME:
SAN TRAVASA BTR
N WHITE AND PARKER RD & W SMITH ENOS RD
PHOTOMETRIC LIGHTING PLAN
WRIGHT ENG.
PROJECT NO: **22615-PH**

DESIGN BY: CDL **PH13**

H:\2022\22615-San Travasa BTR\Photometrics\22615-PH1.dwg