



Global Water Resources

City of Maricopa Annual Update | 2026

gwresources.com

Jake Lenderking, Senior Vice President, Water Resources and Legislative Affairs

Jon Corwin, Vice President and General Manager

June 2, 2026



- **City of Maricopa Growth**
- **2025 Projects Completed and 2026 Highlighted Projects**
- **Rate Review Updates**
- **Water Quality**
- **Water Resources Update**
- **Customer Assistance Program Review**



MOU Signed in 2011 – Annual Report by May

Written report submitted to City Manager May 1, this presentation summarizes that report

3. Annual Report to the City of Maricopa. Global shall submit an Annual Report to the Mayor and City Council. This Annual Report shall normally be submitted by May 1st each year, unless the Parties agree on a different date. The



2025 WATER | WASTEWATER CONNECTIONS



GWR
Global Water Resources
NASDAQ:GWRS

TOTAL CONNECTIONS

59,874

Combined 2025

NEW IN 2025

+2,032

Combined additions

GROWTH RATE

3.5%

Year over year

Utility	2024 Connections	2025 Connections	New in 2025	Growth
GW-Santa Cruz Water Company	29,121	30,147	+1,026	3.5%
GW-Palo Verde Utilities Company	28,721	29,727	+1,006	3.5%
Combined Total	57,842	59,874	+2,032	3.5%

GLOBAL WATER - 2025 BY THE NUMBERS



GWR
Global Water Resources
NASDAQ:GWR5



01

GW-SCWC Gallons per Capita per Day =

105 gallons

Phoenix and Pinal AMA
Providers Average =

182 gallons



02

Recycled Water

1.48 BILLION Gallons of Water



03

2025 CAPEX

> \$30M





2025 COMPLETED PROJECTS

Campus 1 Upgrades

New belt press

- Rated for 6 million gallons per day
- Added system reliability and redundancy

New Medium and Fine Screens

- Removes non-flushable material
- Critical to wastewater treatment process / equipment



Campus 2 WRF Commissioning

Commissioned 0.49 million gallon per day facility

Almost 20 years in the making

Wastewater service to area west of Papago and SR-347



Maricopa Station Lift Station

New lift station for sewage conveyance

Provides service to infrastructure south of the railroad tracks





2026 PLANNED PROJECTS

Campus 1 Water Reclamation Expansion Evaluation

Comprehensive evaluation
of existing facility for
expansion to increase
treatment capacity

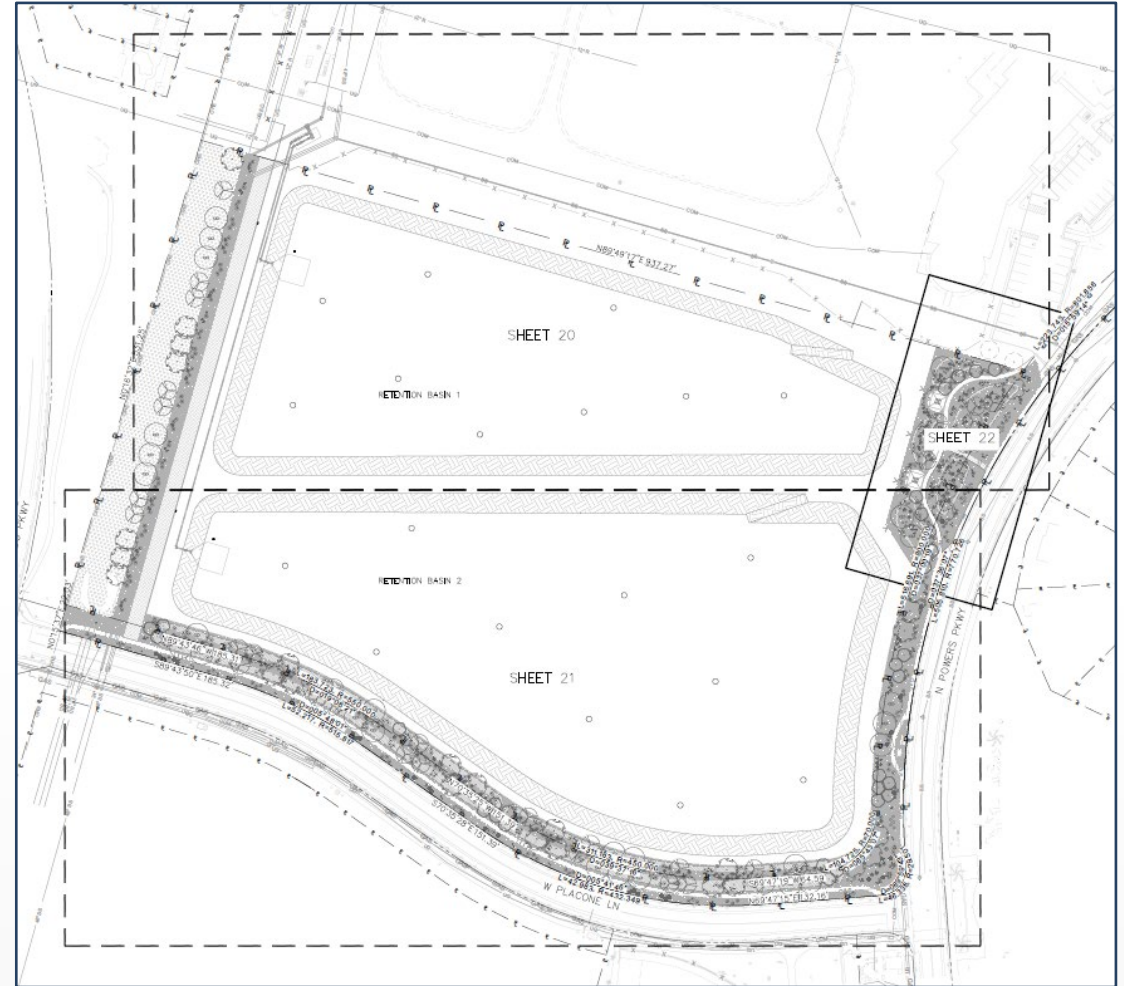


Campus 1 WRF Recharge Design & Permitting

Recharge excess Class A+ recycled water – Up to 3 MGD

Credits will be additive to future water supply

Construction to commence in 2027



Water Production and Storage

Testing and siting of new potable water well

Design of new storage tank at Rancho Mirage Water Distribution Center





RATE REVIEW UPDATE



Refresher

Filed rate review March 2025

- Filed for GW-Santa Cruz (Water) & GW-Palo Verde (Sewer)
- Review is based on 2024 test year

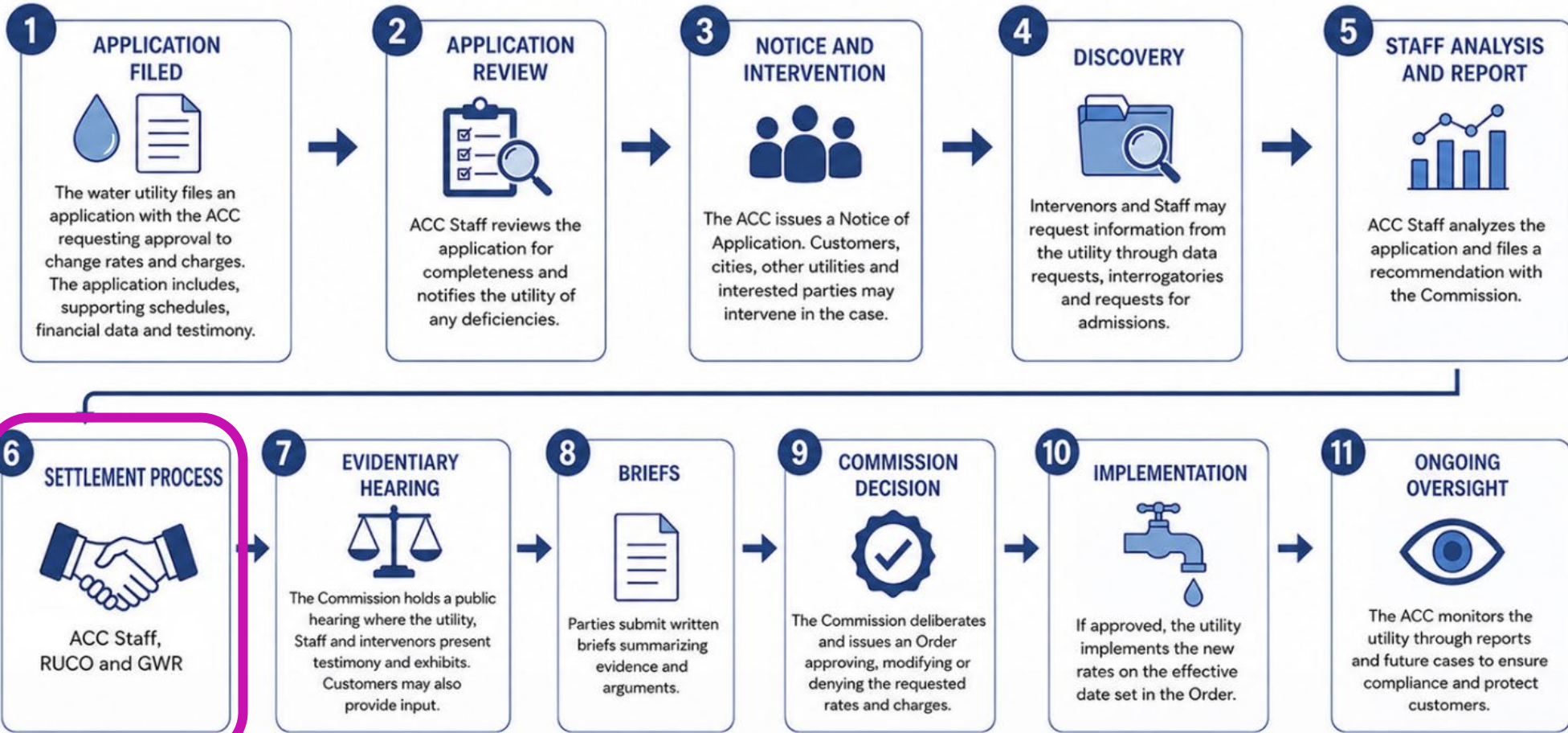
Current water and wastewater rates based on 2019 costs

- Inflation between test years was 26%

Original timeline - New rates expected in mid-2026



ARIZONA CORPORATION COMMISSION RATE CASE PROCESS FOR A WATER UTILITY



Current state
of rate review

GWR Entered Settlement Agreement with ACC and RUCO

Parties agreed to bifurcate GW-Santa Cruz & GW-Palo Verde rate review

GW- Santa Cruz rate review moving forward

- Expected to conclude in Q4 2026
- \$2.68 per month for median user, subject to final approval

GW-Palo Verde to re-file rate review in 2027

- Temporary bill credit increasing from \$1.73 to \$2.85

GW-Santa Cruz expected to file subsequent rate review in 2028 with estimated new rates in 2029



WATER QUALITY UPDATES

Commitment to Water Quality

Consumer Confidence Reports

- Insert in June bills
- Detailed water quality data specific to Maricopa
- Visit website for report details:
www.gwresources.com/consumer-confidence-reports

PFAS (Per- and polyfluoroalkyl substances)

- Man-made chemicals used since 1940s
- Negative health implications
- EPA to regulate levels in drinking water
- **Maricopa groundwater wells are all non-detect for PFAS substances**





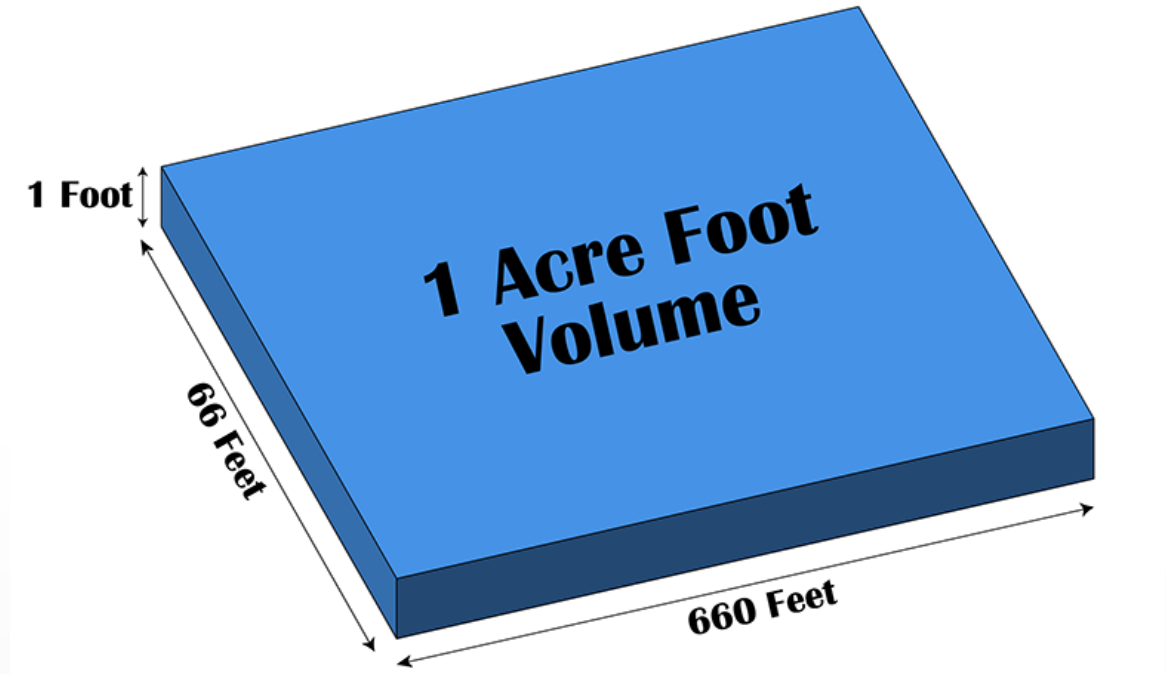
WATER RESOURCES UPDATES

What is an Acre Foot of water?

325,851 gallons

**Enough for about 4 homes
for one year**

**Abbreviated AF,
MAF (million AF), and KAF (thousand AF)**





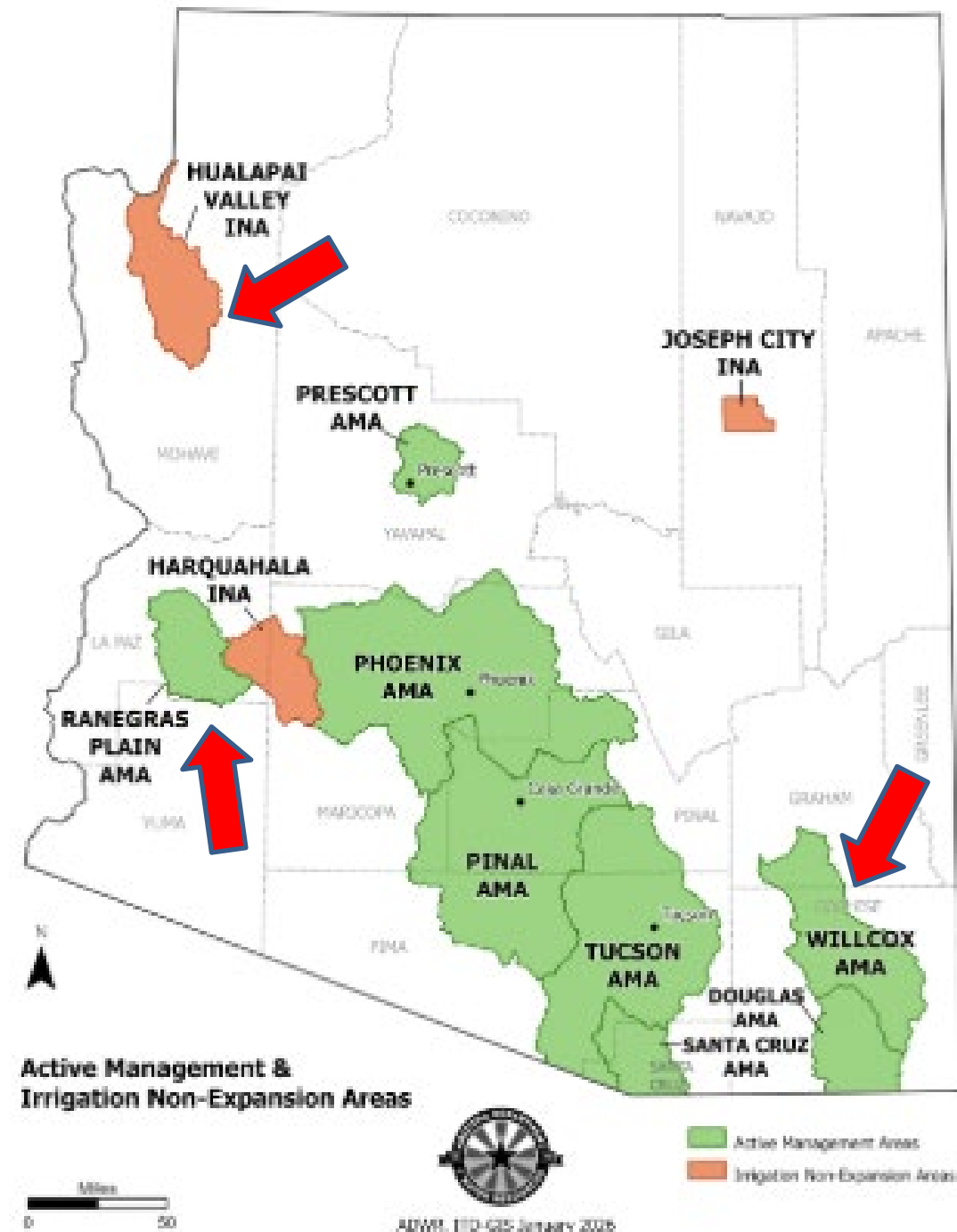
- The Colorado River has been drying for 25 years
- The 20-year interim agreement is expiring at EOY
- There is no new negotiated agreement
- The proposed Federal alternatives are bad for AZ
- The year's hydrology is really bad with Powel < 3,500

- Significant release changes from the reservoirs
- Lower Basin States Agreement to conserve at least 3.2 MAF
 - Cuts in 2027 & 2028
 - AZ: 27%, NV: 17%, CA: 10%
 - Equals 760 KAF in Arizona
 - ~20% to municipal priority Colorado River supplies
 - Additional conservation of 700 KAF to 1 MAF

GROUNDWATER REGULATION – A MASSIVE AMOUNT OF RECENT CHANGES

- 2019 – Closed the Pinal Active Management Area (AMA)*
- ADWR Director Buschatzke, “It’s not if, but when[...]”
- Douglas AMA created
- Wilcox AMA Created
- Hualapai INA created
- Closed the Lower-Hassayampa basin (AWS)
- Closed the Phoenix AMA (AWS)
- Gila Bend AMA is proposed
- Ranegras Plain AMA created

* note – we have a DAWS for GW SCWC (Maricopa) which transcends this issue



2026 Legislature

- 2,119 bills introduced
- 306 mention water
- 108 substantively involve water, regulated utilities, etc.
- Most have failed

- SB 1137 – Updates the 811 process
- SB 1448 – Aggravated assault; utility workers
- HB 2098 – PCWAA bonding



SB 1611 passed the legislature and was signed by the governor last year



- Created: Groundwater Savings Credits (GSCs)
- 1.5 acre foot per acre in the Phoenix AMA
- 1 acre foot per acre in the Pinal AMA
- Additive to our DAWS



2013 DAWS

17,782 AF of Groundwater

5,131 AF of Recycled Water

22,914 in Total

2026 DAWS Application

16,847 AF of Groundwater

594 AF of GSCs

5,082 – 10,016 AF of Recycled Water

22,523 – 27,466 AF (26,855 AF most likely)





WATER CONSERVATION UPDATES

WATER CONSERVATION OUTREACH



Numerous in-school presentations

Project WET Water Festival

Educational Materials

Residential and Non-Residential Turf Removal Incentive Program

- \$1.00 per square foot of removed turf
- 35,000 square feet removed since April 2025
- Grant funded through the Bureau of Reclamation

Residential Smart Irrigation Controller Rebate Program

- Up to a \$100 rebate for the purchase and installation of an EPA WaterSense labeled irrigation controller
- 43 rebates issued since Just 2025
- Grant funded through the Water Infrastructure Finance Authority



Customer Assistance Program

- Up to \$700 in annual assistance

Eligibility

- Low income
- Deployed service members
- Disabled veterans
- Furloughed workers
- Medical hardship

Salvation Army at Global Water Center every Tuesday





GWR

Global Water Resources

Thank You!

